



PRODUCTION



DESIGN



QUALITY



ENVIRONMENT



EXPERIENCE

REGINOX



Product catalogue



REGINOX . MADE IN HOLLAND



PRODUCTION



DESIGN



QUALITY



ENVIRONMENT



EXPERIENCE

STYLE, CHOICE, INNOVATION, QUALITY...

THE PERFECT SINKS FOR YOUR KITCHEN

Welcome to Reginox. Inside our catalogue you will discover a wide selection of stylish, high quality and practical sinks, taps, accessories and waste disposal units. Reginox is an European manufacturer based in Holland. We have a production capacity of almost a million sinks per year. With export to over 50 countries worldwide and sales offices in the United Kingdom, Germany and Singapore, Reginox is a truly worldwide company.

Our range of sinks includes a fantastic variety of stainless steel products including integrated, undermount, inset, ceramic and granite sinks. Our integrated collection can be fitted in three different ways; integrated, undermount or semi-integrated. These options make for a versatile and practical solution and a flexibel product. Our stainless steel sinks all come with a lifetime warranty, full waste and fixing packs and the Reginox commitment to service and quality. Our ceramics offer superb finish and durability with a design that is equally at home within either a contemporary or traditional kitchen.

In addition to our sinks we have an outstanding selection of taps, made from brushed steel and chrome, chosen to fully compliment our sink designs. To complete your kitchen sink you can select from our range of accessories like cutting boards, wire baskets and waste disposal units.

Some of our products such as our 'TEXAS' range are manufactured using world class leading production techniques that have never been used before in stainless steel sink production. This allows us to create outstanding designs, finish and styles that are truly innovative. Reginox uses high quality materials, modern techniques and first class quality control procedures to ensure that every product that leaves our factory is as close to perfection as possible.

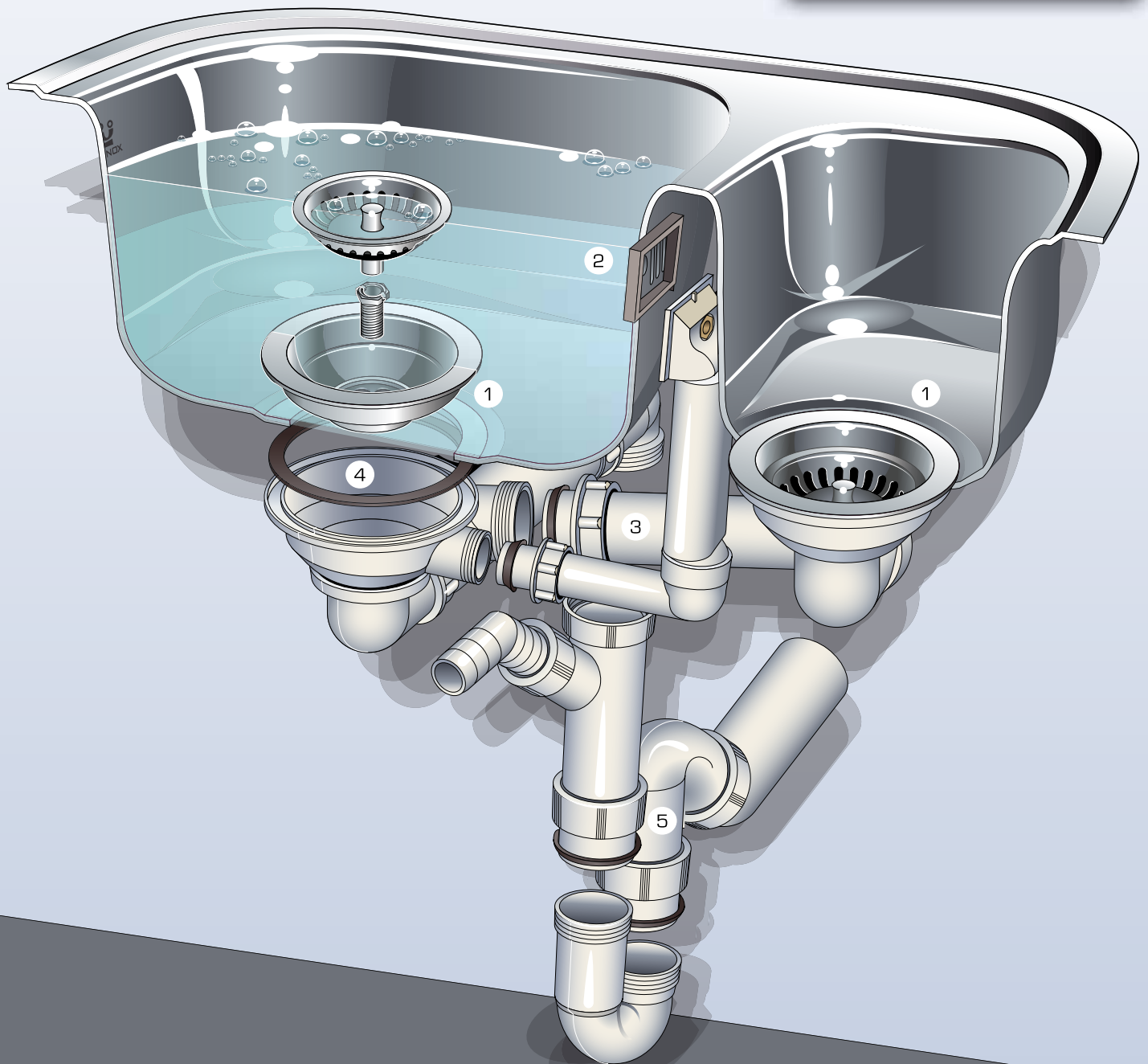
For futher information on Reginox products, please contact our Sales Department or visit www.reginox.com



TABLE OF CONTENTS

3	Product information
7	Overview integrated sinks
11	Elite
37	Elegance
41	Comfort
46	Overview inset sinks
49	Elite
54	Elegance
60	Comfort
76	Manhattan
78	Regi-Granite
82	Regi-Ceramic
84	Aqua Line
87	Kitchen taps
89	Bathroom taps
91	Worktops
92	Special Long Lay On and Lay On
96	Accessories
100	EC Declaration of conformity
101	Certificate of approval
102	Built-in options, use and maintenance
104	Delivery and warranty provisions





On the cross-section a 1.5 bowl including waste kit is shown.

This 3,5" waste kit includes:

1. two basket strainers, one lockable and one not lockable
2. an overflow
3. a connection
4. rubber rings
5. syphon

A syphon is never included but can be delivered when ordered separately.

Mounting can be either integrated, semi-integrated, undermount or inset. The flush fitted or undermount options provide stunning results when fitted in solid surfaces. Whilst using an integrated sink as an inset also provides a different look. Whichever way you choose to fit your product you will be rewarded with a stunning and visually stimulating end result that will enhance your worktop and kitchen.

INTEGRATED SINKS

For those customers choosing integrated sinks the flexible fitting system provides different opportunities to showcase your product.



INTEGRATED



SEMI-INTEGRATED



UNDERBUILD/
UNDERMOUNT

INSET SINKS

Reginox sinks are easy to install and provide the customer with a superb finish with stylish detail to the top edges.




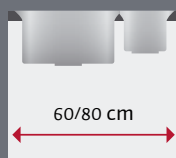
INSET

Fitting couldn't be easier, it's simply about cutting a hole into your work surface and mouting the sink with the clips provided. All sinks come with clear instructions but checking cut out measurements before proceeding is recommended.

CABINET SIZE

The choice of your sink depends of the cabinet as this determines the available space. There are several cabinet sizes, 40 cm, 45 cm, 50 cm, 60 cm, 80 cm, 90 cm and 100 cm.

You only need to take into account the size of the sink, not any drainer.



TECHNICAL INFORMATION

Reginox does have clear technical diagrams of all integrated sinks and custom – made milling templates can be supplied. For computer controlled milling machines the necessary software is available on cd-rom and website.

TIPS FOR MAINTENANCE

- To maintain your Reginox sink unit, we recommend that you use Reginox Inox Care regularly. Rub it in gently once a week and your sink unit will stay as good as new.
- Clean water is enough for daily maintenance, possibly with the addition of a mild detergent.
- Coffee, tea and fat deposits are best removed with a liquid cleaner.
- You should polish only in the direction of the finish when using a scourer. This prevents scratches or streaks from appearing.



WHY REGINOX?

DUTCH MANUFACTURING SINCE 1976

Reginox is located in Rijssen in the eastern part of the Netherlands. It is here that all our sinks are developed and manufactured. With ultra-modern machinery, we produce more than 150 different sinks for the national and international kitchen markets. Thanks to its constant innovation and responsible production practices, and with an eye for people and the environment, Reginox occupies a leading position in the global market.

Lifetime warranty.

DESIGN SINCE 1976

Reginox knows the value of design and is able to create the most beautiful stainless steel designs. Based on the internationally renowned term 'Dutch Design', we repeatedly succeed in being innovative – by paying attention to detail, with an eye for precision and always the right balance between functionality and design. Every sink is a wonderful example of custom design.

Lifetime warranty.

QUALITY SINCE 1976

Each Reginox sink is manufactured with the most modern deep drawing techniques and the best stainless steel. The core value of our brand is quality, which we safeguard throughout the entire process: from the purchase of raw materials to the manufacturing stage, and from transport up to and including follow-up. This way we make it as easy as possible for you: if it's from Reginox, you can rely on it. Lifetime warranty.

WITH AN EYE FOR PEOPLE AND THE ENVIRONMENT SINCE 1976

Corporate Social Responsibility involves manufacturing with an eye for people, the environment and society. Reginox is FSC-certified and 70% of our sinks are made from recycled steel. We provide a pleasant and safe working environment for our staff members and help protect the environment through raw-materials control and energy savings. We regard this as our obligation to the generations to come. Lifetime warranty.

EXPERIENCE SINCE 1976

With more than 35 years experience in the kitchen market, Reginox stands for successful products. We know what consumers want and what professionals expect – and alertly anticipate their needs with innovative, quality products. Reginox combines experience with continuity. We have always been there for you in the past and we will always be there for you in the future. Lifetime warranty.

ELITE

The Elite class sink unit is designed for the top segment with a focus on design. The look and functionality of the unit combine to create a distinctive character.

ELEGANCE

The Elegance class will appeal to a broad section of the market with its high level of practicability and excellent price quality ratio.

COMFORT

The Comfort class is an economical alternative to the Elegance and is both versatile and well suited for projects.



OVERVIEW INTEGRATED SINKS

ELITE

TEXAS 18 x 40

page 11



TEXAS 30 x 40

page 12



TEXAS 40 x 40

page 12



TEXAS 50 x 40

page 12



TEXAS 40 x 40 TAPWING

page 13



TEXAS 50 x 40 TAPWING

page 13



TEXAS 30 x 40 + 18 x 40

page 14



TEXAS 30 x 40 + 30 x 40

page 14



TEXAS 40 x 40 + 18 x 40

page 15



TEXAS 40 x 40 + 40 x 40

page 15



TEXAS 50 x 40 + 18 x 40

page 15



NEVADA 18-30 LEFT

page 17



NEVADA 30-18 LEFT

page 17



NEVADA 30-30 LEFT

page 17



NEVADA 40 LEFT

page 18



NEVADA 18-40 LEFT

page 18



NEVADA 40-18 LEFT

page 18



NEVADA 30-40 LEFT

page 19



NEVADA 40-30 LEFT

page 19



NEVADA 50 LEFT

page 19



NEVADA 18-50 LEFT

page 20



NEVADA 50-18 LEFT

page 20



OHIO 18 x 40

page 21



OHIO 40 x 40

page 22



OHIO 50 x 40

page 22



OHIO 80 x 42

page 22



OHIO 40 x 40 TAP-WING

page 23



OHIO 50 x 40 TAP-WING

page 23



OHIO 40 x 40 + 18 x 40

page 24



OHIO 40 x 40 + 40 x 40

page 24



OHIO 50 x 40 + 18 x 40

page 24



KANSAS 18 x 40

page 25



KANSAS 40 x 40

page 26



KANSAS 50 x 40

page 26



KANSAS 80 x 42

page 26



ONTARIO 18 x 40

page 27



ONTARIO 40 x 40

page 28



ONTARIO 45 x 40

page 28



ONTARIO 50 x 40

page 28



ONTARIO 80 x 40

page 29



ONTARIO 52 x 40 x 2

page 29



ONTARIO 40 x 40 + 40 x 40

page 29



ONTARIO 10

page 30



ONTARIO 1.5

page 30



DOUBLE L

page 31



DOUBLE XL

page 31



AMBASSADOR L

page 31



EMPIRE L 10

page 32



EMPIRE L 15

page 32



PRESIDENT L

page 33



CENTURIO L 10

page 33



CENTURIO L 20

page 33



CENTURIO L 30

page 34



CENTURIO L 10 PLUS

page 35



CENTURIO L 1.5

page 35



ADMIRAL L 40

page 36



ADMIRAL L 60

page 36



RONDOLUX

page 36



ELEGANCE

PRINCESS 80

page 37



QUEEN L 60

page 37



BOSTON L

page 38



ORLANDO L

page 38



ALASKA

page 38



CHICAGO L

page 39



HALIFAX

page 39



DALLAS

page 39



IB 4040

page 40



IB 5040

page 40



IB 1840

page 40



COMFORT

MORENA L

page 41



L18 390 OKG

page 42



L18 370 OKG

page 42



L18 3440 OKG

page 42



L18 4035 OKG

page 43



L18 4035 OKG_WOKZ

page 43



L18 35D40 KGOKG

page 43



COLORADO L

page 44



DENVER L

page 45



L18 4018 KG

page 45




L18 3016 KG

page 45



TEXAS

- 10 mm radius
- Design overflow
- Square basket strainer
- Easy clean, hygienic design
- Now available, square adapter waste disposal

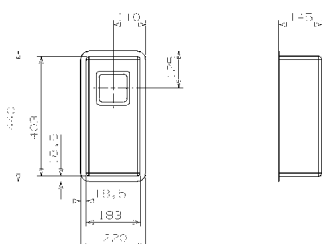


TEXAS 18 x 40

cabinet: 400 mm

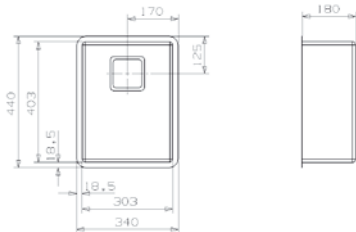
depth: 145 mm

material finish: matt inox



TEXAS 30 x 40

cabinet: 400 mm
depth: 180 mm
material finish: matt inox



M2751



S1250



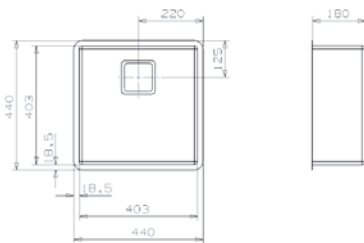
S1230



B49ROL6500GDS

TEXAS 40 x 40

cabinet: 450 mm
depth: 180 mm
material finish: matt inox



M2751



R1641



S1250



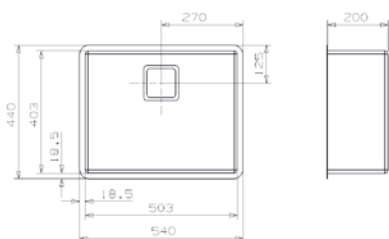
S1230



B49ROL6500GDS

TEXAS 50 x 40

cabinet: 600 mm
depth: 200 mm
material finish: matt inox



M2751



R1643



S1250



S1230



B49ROL6500GDS



reddot design award
winner 2013



TEXAS TAPWING



TEXAS 40 x 40 TAPWING

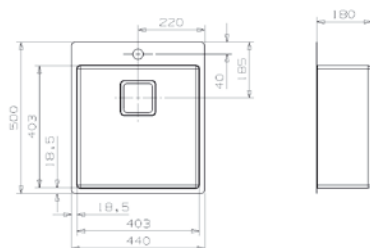
reddot design award
winner 2013

cabinet: 450 mm

depth: 180 mm

material finish: brushed inox

not suitable for undermount



M2756



R1641



S1250



S1230



B49ROL6500GDS



TEXAS 50 x 40 TAPWING

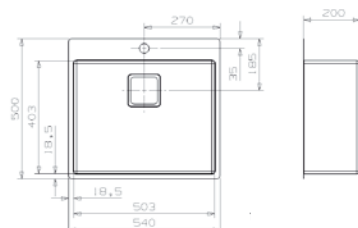
reddot design award
winner 2013

cabinet: 600 mm

depth: 200 mm

material finish: brushed inox

not suitable for undermount



M2756



R1641



S1250



S1230

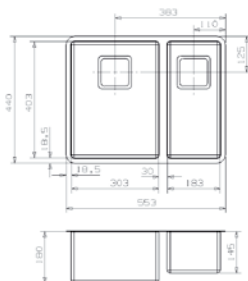


B49ROL6500GDS



TEXAS 30 x 40 + 18 x 40

cabinet: 600 mm
depth: 180/145 mm
material finish: matt inox
available as left or right version



M2751



S1250



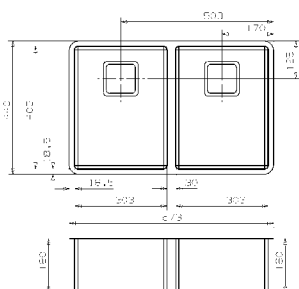
S1230



B49ROL6500GDS

TEXAS 30 x 40 + 30 x 40

cabinet: 800 mm
depth: 180 mm
material finish: matt inox



M2751



S1250



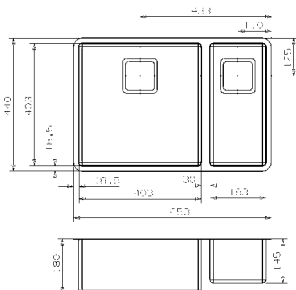
S1230



B49ROL6500GDS

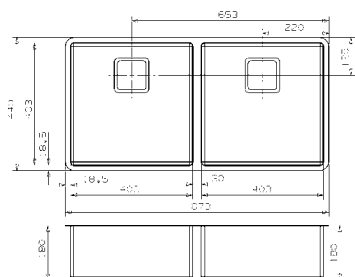
TEXAS 40 x 40 + 18 x 40

cabinet: 800 mm
depth: 180/145 mm
material finish: matt inox
available as left or right version



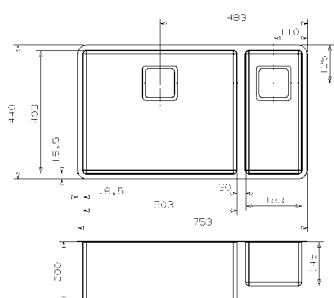
TEXAS 40 x 40 + 40 x 40

cabinet: 900 mm
depth: 180/180 mm
material finish: matt inox



TEXAS 50 x 40 + 18 x 40

cabinet: 800 mm
depth: 200/145 mm
material finish: matt inox
available as left or right version






reddot design award
winner 2013

NEVADA

- NEW design
- 10 mm radius
- Design drainer
- Brushed stainless steel



10 MM RADIUS



NEVADA 18-30 LEFT


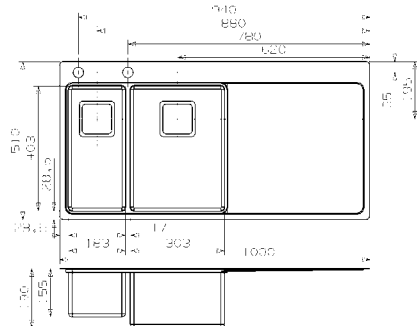
reddot design award
winner 2013

cabinet: 600 mm

depth: 155/190 mm

material finish: brushed inox

not suitable for undermount
Different bowl and drainer positions possible



NEVADA 18-30 RIGHT



M2756



S1240



S1250



B49ROL6500GDS



NEVADA 30-18 LEFT

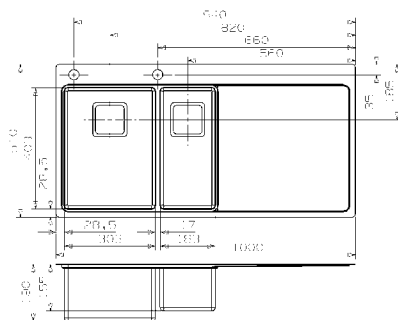
reddot design award
winner 2013

cabinet: 600 mm

depth: 190/155 mm

material finish: brushed inox

not suitable for undermount
Different bowl and drainer positions possible



NEVADA 30-18 RIGHT



M2756



S1240



S1250



B49ROL6500GDS

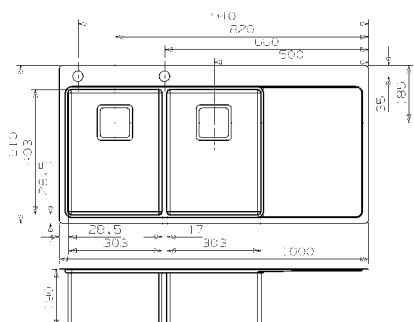
NEVADA 30-30 LEFT

cabinet: 600 mm

depth: 190/190 mm

material finish: brushed inox

not suitable for undermount
Different bowl and drainer positions possible



NEVADA 30-30 RIGHT



M2756



S1240



S1250



B49ROL6500GDS

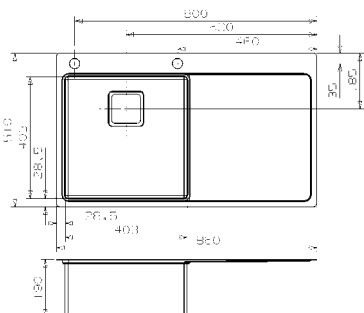
NEVADA 40 LEFT

cabinet: 450 mm

depth: 190 mm

material finish: brushed inox

not suitable for undermount
Different bowl and drainer positions possible



NEVADA 40 RIGHT



M2756



R1641



S1240



S1250



B49ROL6500GDS

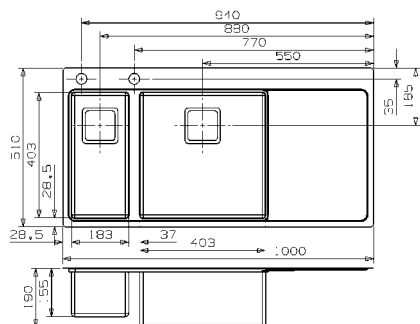
NEVADA 18-40 LEFT

cabinet: 600 mm

depth: 155/190 mm

material finish: brushed inox

not suitable for undermount
Different bowl and drainer positions possible



NEVADA 18-40 RIGHT



M2756



R1641



S1240



S1250



B49ROL6500GDS

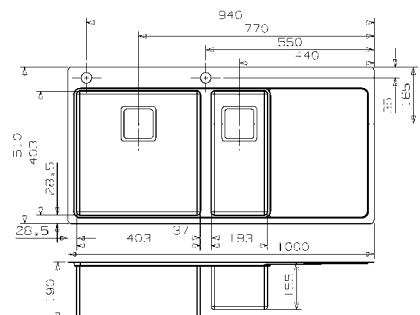
NEVADA 40-18 LEFT

cabinet: 600 mm

depth: 190/155 mm

material finish: brushed inox

not suitable for undermount
Different bowl and drainer positions possible



NEVADA 40-18 RIGHT



M2756



R1641



S1240



S1250



B49ROL6500GDS

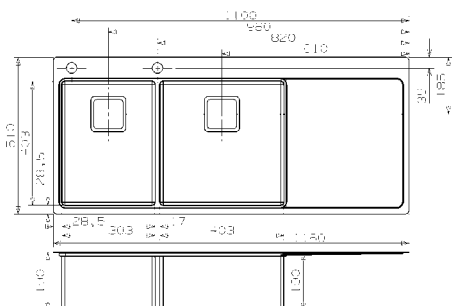
NEVADA 30-40 LEFT

cabinet: 800 mm

depth: 190/190 mm

material finish: brushed inox

not suitable for undermount
Different bowl and drainer positions possible



NEVADA 30-40 RIGHT



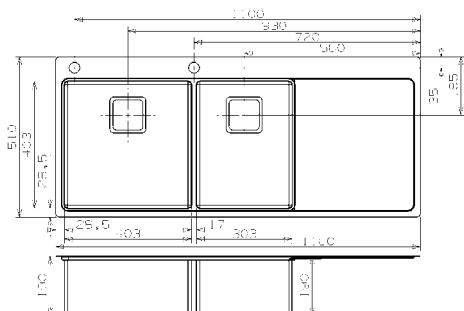
NEVADA 40-30 LEFT

cabinet: 800 mm

depth: 190/190 mm

material finish: brushed inox

not suitable for undermount
Different bowl and drainer positions possible



NEVADA 40-30 RIGHT



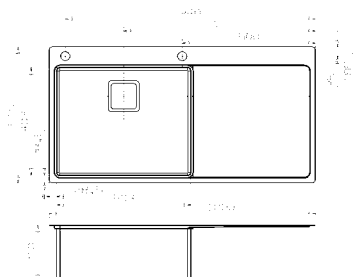
NEVADA 50 LEFT

cabinet: 600 mm

depth: 210 mm

material finish: brushed inox

not suitable for undermount
Different bowl and drainer positions possible



NEVADA 50 RIGHT



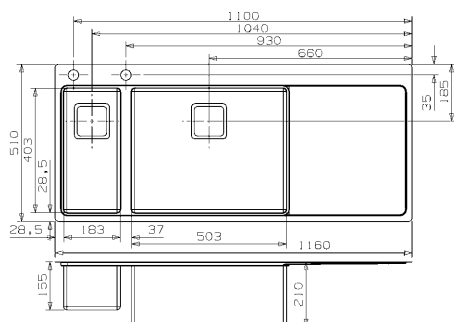
NEVADA 18-50 LEFT

cabinet: 800 mm

depth: 155/210 mm

material finish: brushed inox

not suitable for undermount
Different bowl and drainer positions possible



NEVADA 18-50 RIGHT



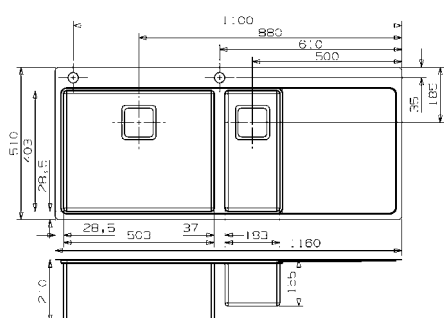
NEVADA 50-18 LEFT

cabinet: 800 mm

depth: 210/155 mm

material finish: brushed inox

not suitable for undermount
Different bowl and drainer positions possible

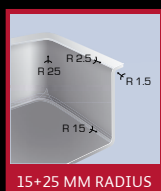


NEVADA 50-18 RIGHT




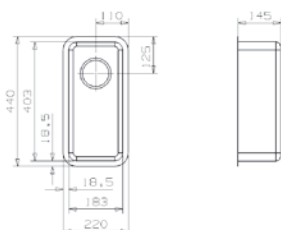
OHIO

- 15 and 25 mm radius
- Design overflow
- Easy clean, hygienic design



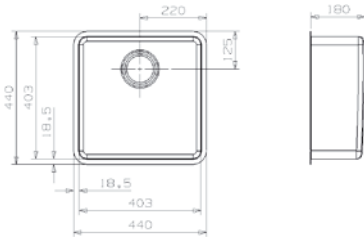
OHIO 18 x 40

cabinet: 400 mm
depth: 145 mm
material finish: matt inox



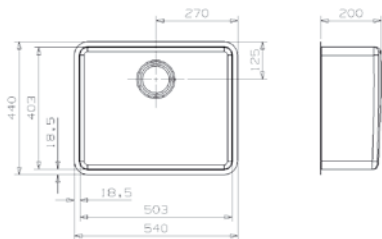
OHIO 40 x 40

cabinet: 450 mm
depth: 180 mm
material finish: matt inox



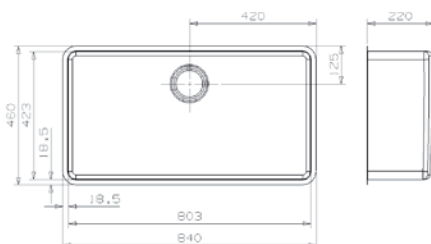
OHIO 50 x 40

cabinet: 600 mm
depth: 200 mm
material finish: matt inox



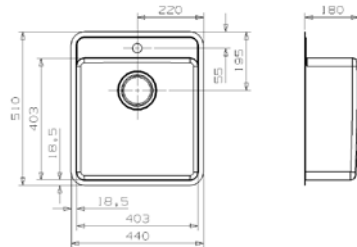
OHIO 80 x 42

cabinet: 900 mm
depth: 220 mm
material finish: matt inox



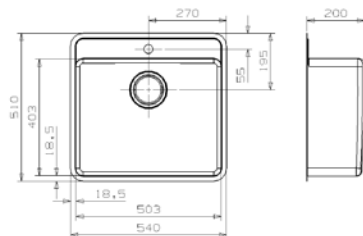
OHIO 40 x 40 TAP-WING

cabinet: 450 mm
depth: 180 mm
material finish: matt inox
not suitable for undermount




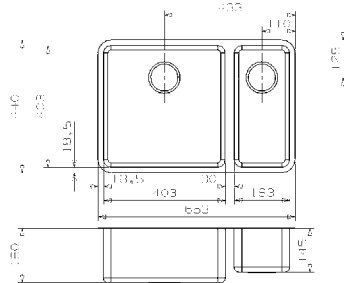
OHIO 50 x 40 TAP-WING

cabinet: 600 mm
depth: 200 mm
material finish: matt inox
not suitable for undermount




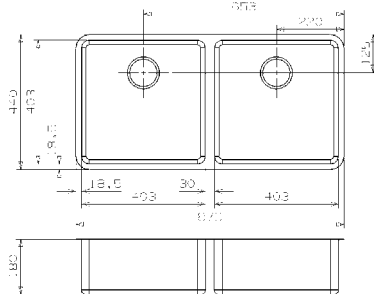
OHIO 40 x 40 + 18 x 40

cabinet: 800 mm
depth: 180/145 mm
material finish: matt inox
available as left or right version



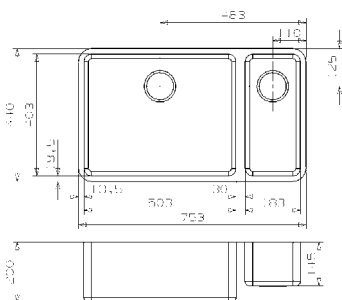
OHIO 40 x 40 + 40 x 40

cabinet: 900 mm
depth: 180/180 mm
material finish: matt inox



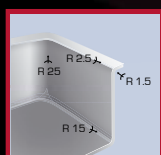
OHIO 50 x 40 + 18 x 40

cabinet: 800 mm
depth: 200/145 mm
material finish: matt inox
available as left or right version




KANSAS

- 15 + 25 mm radius
- 250 mm deep
- Design overflow



15+25 MM RADIUS




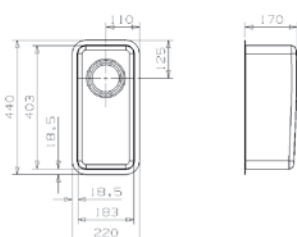
250 MM DEEP

KANSAS 18 x 40

cabinet: 400 mm

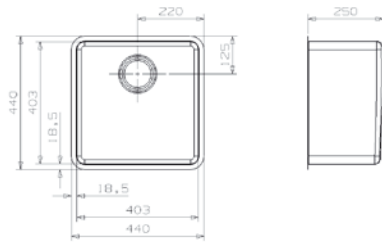
depth: 170 mm

material finish: matt inox



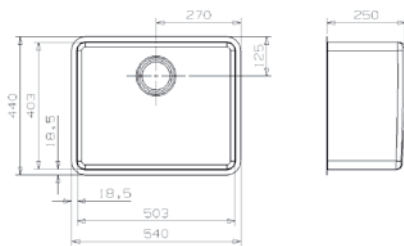
KANSAS 40 x 40

cabinet: 450 mm
depth: 250 mm
material finish: matt inox



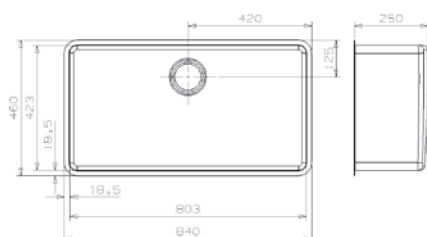
KANSAS 50 x 40

cabinet: 600 mm
depth: 250 mm
material finish: matt inox




KANSAS 80 x 42

cabinet: 900 mm
depth: 250 mm
material finish: matt inox



ONTARIO

- 0 mm radius
- Available with drainer
- Modern Life - Style Design



0 MM RADIUS

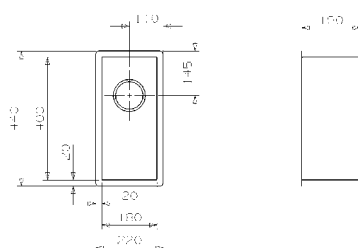


ONTARIO 18 x 40

cabinet: 400 mm

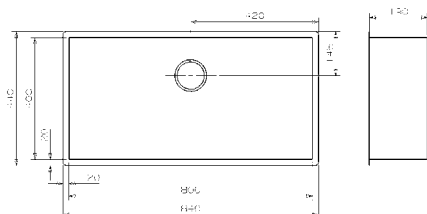
depth: 190 mm

material finish: polished inox



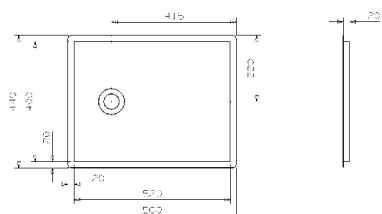
ONTARIO 80 x 40

cabinet: 900 mm
depth: 190 mm
material finish: polished inox




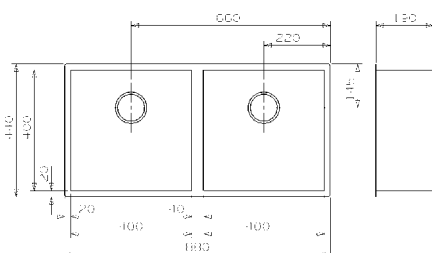
ONTARIO 52 x 40 x 2

cabinet: 600 mm
depth: 20 mm
material finish: polished inox



ONTARIO 40 x 40 + 40 x 40

cabinet: 900 mm
depth: 190 mm
material finish: polished inox




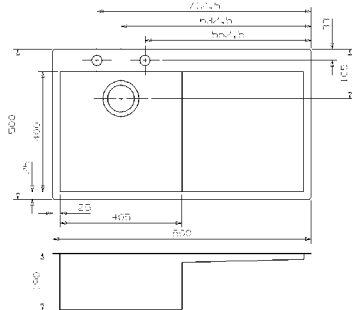
ONTARIO 10

cabinet: 450 mm

depth: 190 mm

material finish: polished inox

available as left or right version
not suitable for undermount




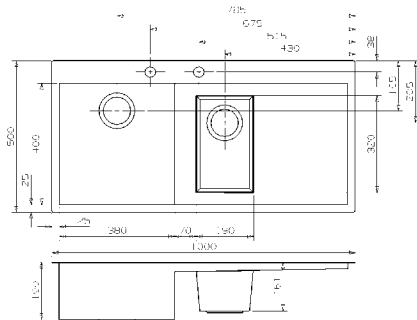
ONTARIO 1.5

cabinet: 800 mm

depth: 190/160 mm

material finish: polished inox

available as left or right version
not suitable for undermount




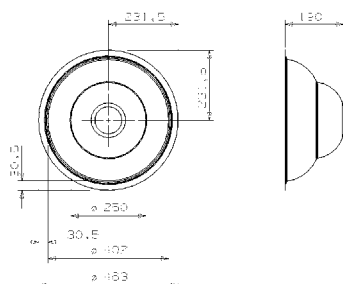
DOUBLE L

cabinet: 450 mm

depth: 190 mm

material finish: polished inox

including accessories R1046, R1041, S1150



DOUBLE XL

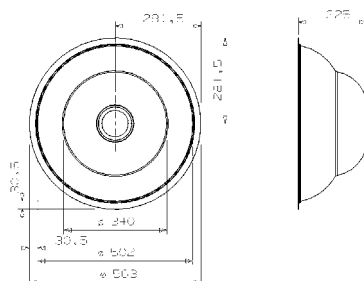
cabinet: 600 mm

depth: 225 mm

material finish: polished inox

including accessories R1045, R1040, S1160

DESIGN PLUS AWARD 2005




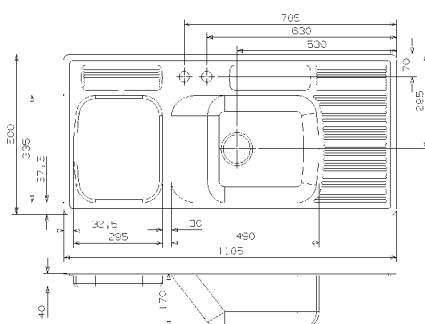
AMBASSADOR L

cabinet: 600 mm

depth: 170/40 mm

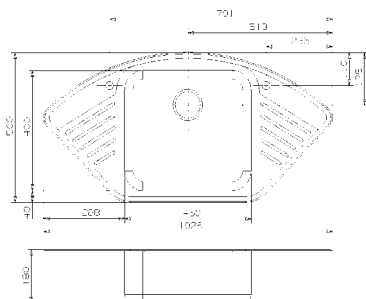
material finish: polished inox

including accessories S1100, R1140, R1030



EMPIRE L 10

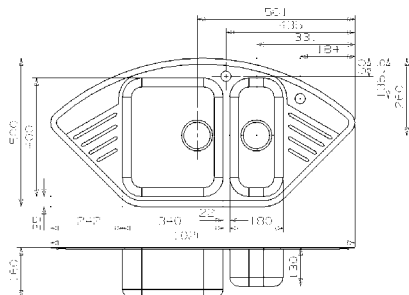
cabinet: 600 mm
depth: 180 mm
material finish: polished inox



R1054

EMPIRE L 15

cabinet: 600 mm
depth: 160/130 mm
material finish: polished inox
available as left or right version
including wooden cuttingboard S1000



S1000



R1054



PRESIDENT L

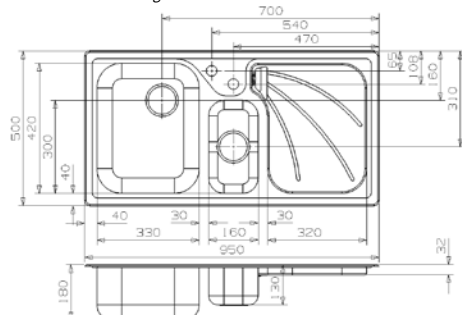
cabinet: 600 mm

depth: 180/130/32 mm

material finish: polished inox

available as left or right version

including stainless steel colander B0600



B0600



S1130



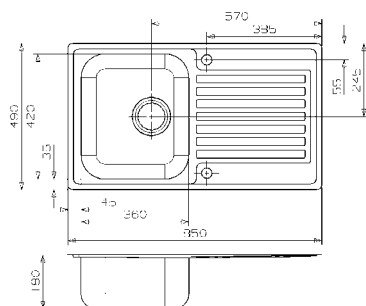
R1190

CENTURIO L 10

minimum cabinet: 600 mm

depth: 180 mm

material finish: polished inox



S1145/
R1035



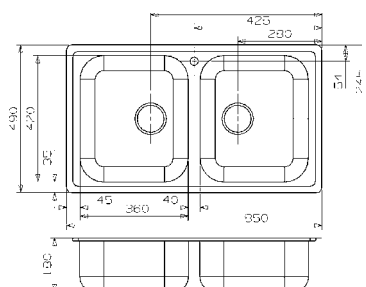
R1190

CENTURIO L 20

cabinet: 800 mm

depth: 180/180 mm

material finish: polished inox



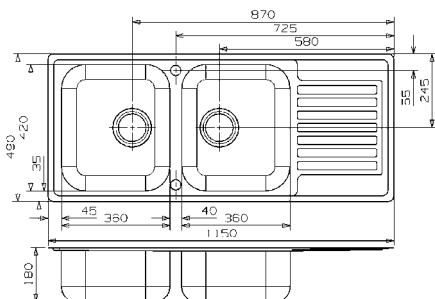
S1145/
R1035



R1190

CENTURIO L 30

cabinet: 800 mm
depth: 180/180 mm
material finish: polished inox



S1145/
R1035



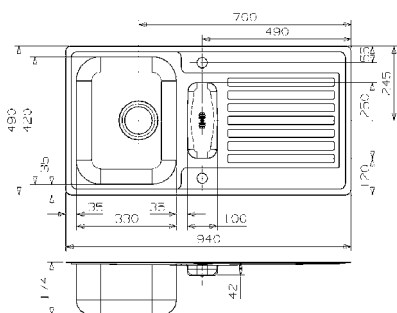
R1190





CENTURIO L 10 PLUS

cabinet: 500 mm
depth: 174/42 mm
material finish: polished inox



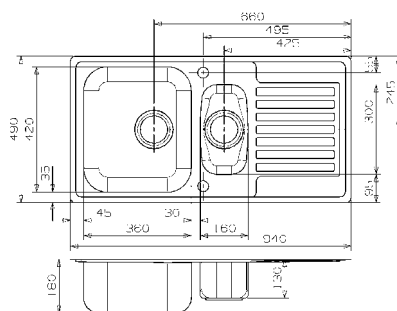
B08Y0



R1190

CENTURIO L 1.5

cabinet 600 mm
depth: 180/130 mm
material finish: polished inox



B0899



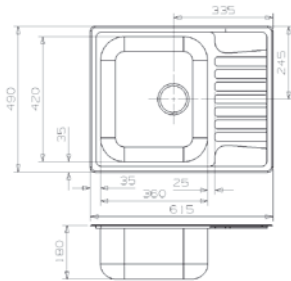
S1145/
R1035



R1190

ADMIRAL L 40

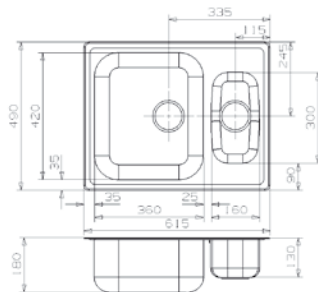
minimum cabinet: 600 mm
depth: 180 mm
material finish: polished inox

S1145/
R1035

R1190

ADMIRAL L 60

minimum cabinet: 600 mm
depth: 180/130 mm
material finish: polished inox
including accessory B0899



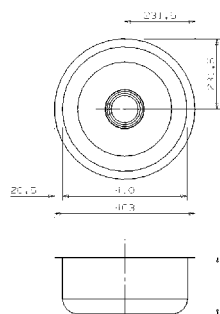
B0899

S1145/
R1035

R1190

RONDOLUX

cabinet: 450 mm
depth: 180 mm
material finish: polished inox



R1090



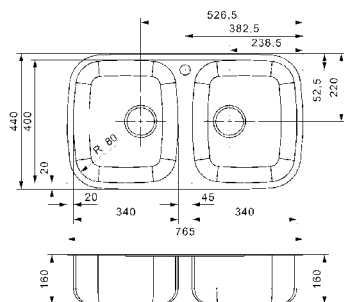
R1100

ELEGANCE INTEGRATED SINKS



PRINCESS 80

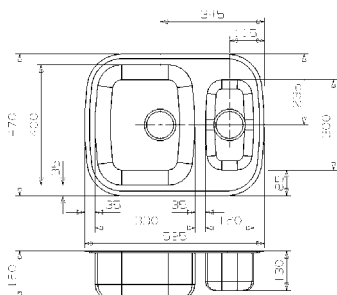
cabinet: 800 mm
depth: 160/160 mm
material finish: polished inox



R1160

QUEEN L 60

cabinet: 600 mm
depth: 160/130 mm
material finish: polished inox
including stainless steel colander B0899



B0899



R1000



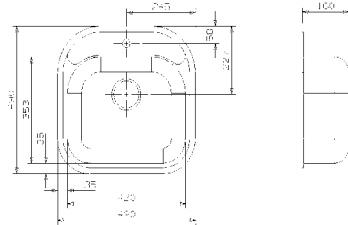
S1070



R1160

BOSTON L

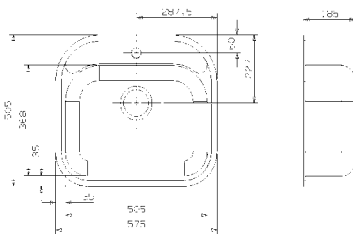
cabinet: 500 mm
 depth: 160 mm
 material finish: polished inox



R1185

ORLANDO L

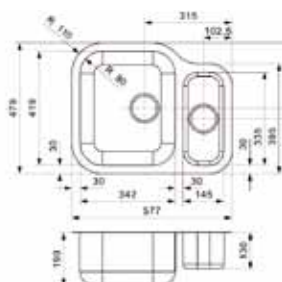
cabinet: 600 mm
 depth: 185 mm
 material finish: polished inox



S1190

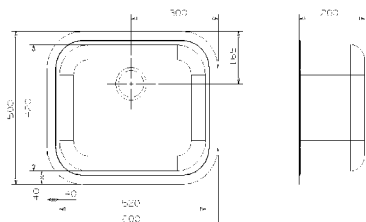
ALASKA

cabinet: 600 mm
 depth: 190/130 mm
 material finish: polished inox
 available as left or right version
 suitable for undermount only



CHICAGO L

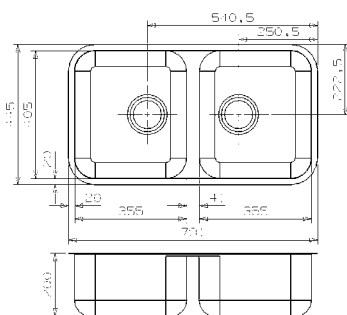
cabinet: 600 mm
depth: 200 mm
material finish: polished inox



S1170

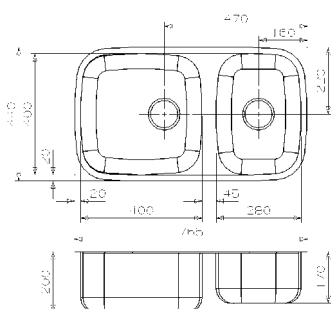
HALIFAX

cabinet: 800 mm
depth: 200/200 mm
material finish: polished inox



DALLAS

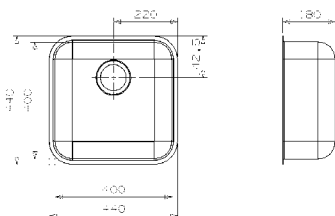
cabinet: 800 mm
depth: 200/170 mm
material finish: polished inox



S1020

IB 4040

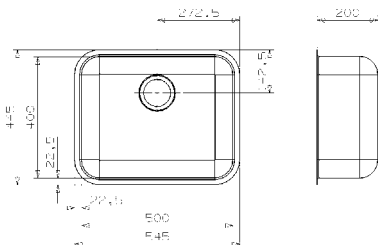
cabinet: 450 mm
depth: 180 mm
material finish: polished inox



R1054

IB 5040

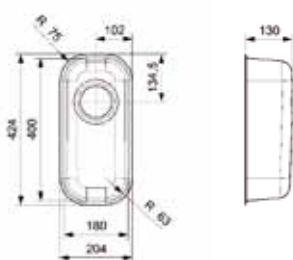
cabinet: 600 mm
depth: 200 mm
material finish: polished inox



R1054

IB 1840

cabinet: 400mm
depth: 130 mm
material finish: polished inox



R1054

COMFORT INTEGRATED SINKS



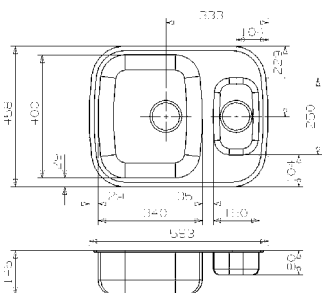
MORENA L

cabinet: 600 mm

depth: 145/80 mm

material finish: polished inox

including stainless steel colander B0401



B0401



R1010



S1070



R1130



R1160

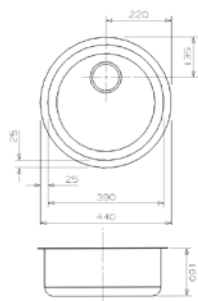
L18 390 OKG

cabinet: 450 mm

depth: 160 mm

material finish: polished inox

also available with 1,5" waste and 10 cm depth



S1040



R1090



R1100

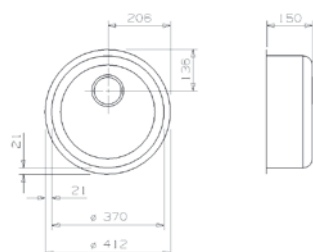
L18 370 OKG

cabinet: 450 mm

depth: 150 mm

material finish: polished inox

delivery time and based on minimum quantity



S1090



R1090



R1100

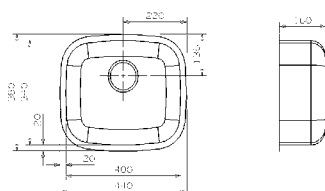
L18 3440 OKG

cabinet: 450 mm

depth: 160 mm

material finish: polished inox

also available with 1,5" waste



R1130



R1160

L18 4035 OKG

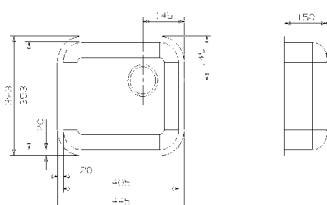
cabinet: 450 mm

depth: 150 mm

material finish: polished inox

also available with 1,5" waste

also available with 1,5" waste and 10 cm depth



R1130



R1160

L18 4035 OKG_WOKZ

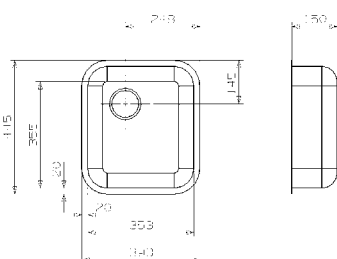
cabinet: 450 mm

depth: 150 mm

material finish: polished inox

also available with 1,5" waste + WOKZ

WOKZ = overflow on short side of the sink



R1130



R1160

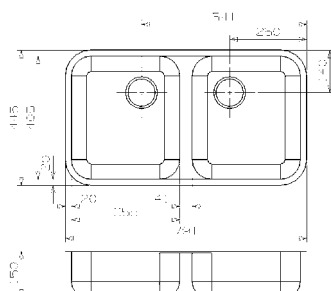
L18 35D40 KGOKG

cabinet: 800 mm

depth: 150 mm

material finish: polished inox

also available with dubble 1,5" waste



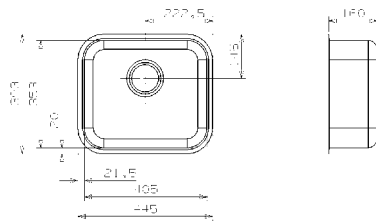
R1130



R1160

COLORADO L

cabinet: 450 mm
 depth: 160 mm
 material finish: polished inox



R1130

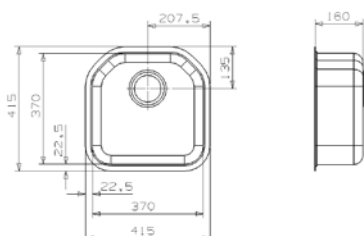


R1160



DENVER L

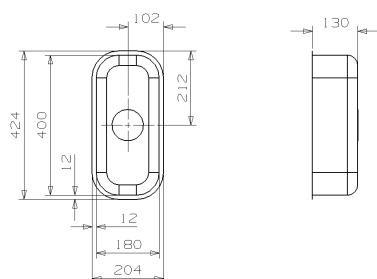
cabinet: 450 mm
depth: 160 mm
material finish: polished inox



S1210

L18 4018 KG

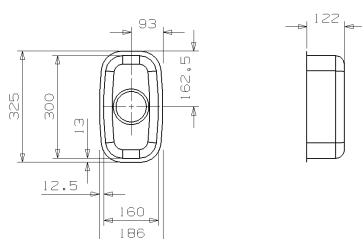
cabinet: 400mm
depth: 130 mm
material finish: polished inox



R1054

L18 3016 KG

cabinet: 400mm
depth: 122 mm
material finish: polished inox



R1054

OVERVIEW INSET SINKS

ELITE

AMBASSADOR R

page 49



EMPIRE R 10

page 50



EMPIRE R 15

page 50



PRESIDENT R

page 50



CENTURIO R 10

page 51



CENTURIO R 20

page 51



CENTURIO R 30

page 51



CENTURIO R 10 PLUS

page 52



CENTURIO R 1.5

page 52



ADMIRAL R 40

page 52



ADMIRAL R 60

page 53



ELEGANCE

MONTREAL

page 54



DIPLOMAT 10 LUX

page 55



DIPLOMAT 20 LUX

page 55



DIPLOMAT 30 LUX

page 55



DIPLOMAT 10 PLUS LUX

page 56



DIPLOMAT 1.5 LUX

page 56



QUEEN R 60

page 57



BOSTON

page 57



ORLANDO R

page 57



TORONTO

page 58



JUMBO

page 58



CHICAGO R
page 58



MINISTER 10
page 59



COMFORT

MORENA R
page 60



DIPLOMAT 10 ECO
page 61



DIPLOMAT 20 ECO
page 61



DIPLOMAT 30 ECO
page 61



DIPLOMAT 1.5 ECO
page 62



REX 10
page 62



REX 20
page 62



REX 30
page 63



REX 1.5
page 64



KING R1.5
page 65



KING S1.5
page 65



REGIDRAIN
page 65



DUCHESS
page 66



REGENT 10 LUX
page 66



REGENT 20 LUX
page 67



REGENT 25 LUX
page 67



REGENT 30 LUX
page 67



GALICIA
page 68



VALENCIA OKG VP
page 69



ANDALUCIA

page 69



ROUNDBOWLSET

page 69



R18 390

page 70



R18 370

page 70



MOSCOW

page 70



R18 380

page 71



R18 2330

page 71



R18 3530

page 71



R18 4035

page 72



COLORADO R

page 72



DENVER R

page 72



OTTAWA

page 73



ALPHA 10

page 73



ALPHA 20

page 74



BÈTA 10

page 74



BÈTA 20

page 74



BÈTA 30

page 75



ELITE INSET SINKS



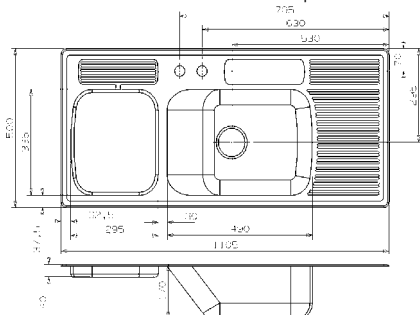
AMBASSADOR R

cabinet: 600 mm

depth: 170/40 mm

including accessories S1100, R1030, R1140

material finish: polished inox



cut out size



R1030



S1100



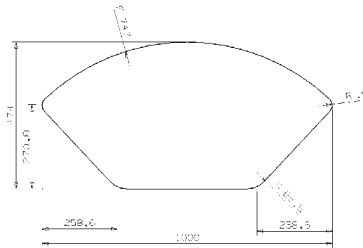
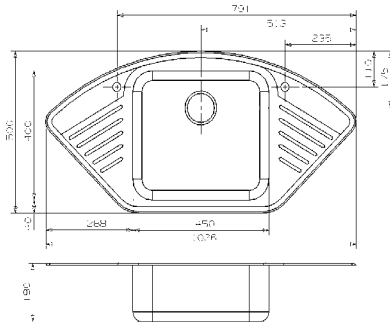
R1140

EMPIRE R 10

cabinet: 600 mm

depth: 180 mm

material finish: polished inox



cut out size



R1054

EMPIRE R 15

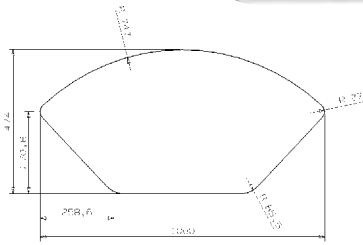
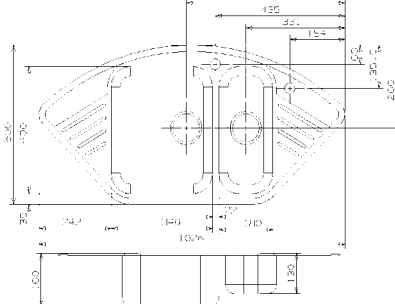
cabinet: 600 mm

depth: 160/130 mm

available as left or right version

including accessory S1000

material finish: polished inox



cut out size



S1000



R1054

PRESIDENT R


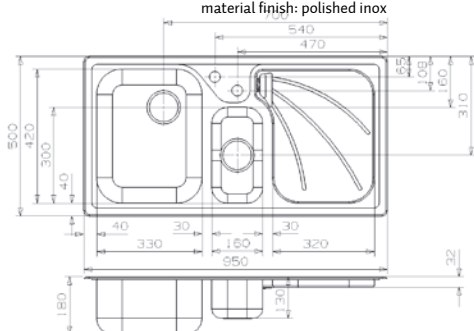
cabinet: 600 mm

depth: 180/130/32 mm

available as left or right version

including stainless steel colander B0600

material finish: polished inox



cut out size



B0600



S1130




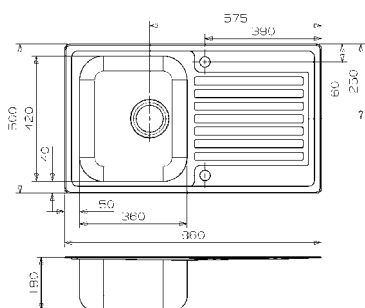
R1190

CENTURIO R 10

minimum cabinet: 600 mm

depth: 180 mm

material finish: polished inox



cut out size



S1145/
R1035




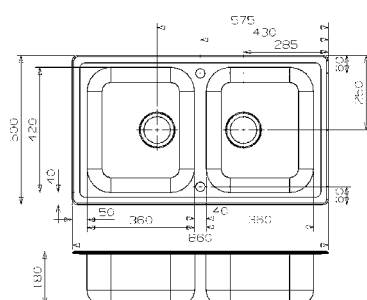
R1190

CENTURIO R 20

cabinet: 800 mm

depth: 180/180 mm

material finish: polished inox



cut out size



S1145/
R1035




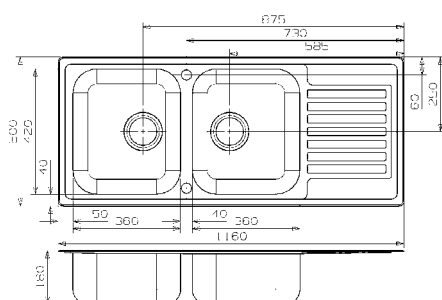
R1190

CENTURIO R 30

cabinet: 800 mm

depth: 180/180 mm

material finish: polished inox



cut out size



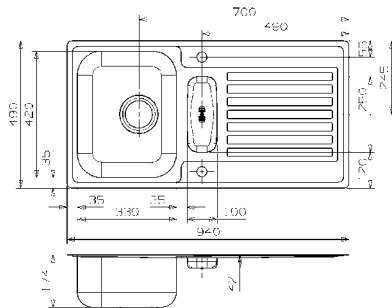
S1145/
R1035



R1190

CENTURIO R 10 PLUS

cabinet: 500 mm
depth: 174/42 mm
material finish: polished inox

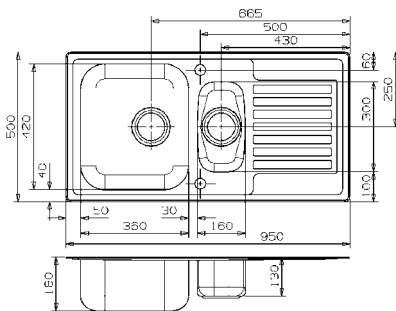


cut out size



CENTURIO R 1.5

cabinet 600 mm
depth: 180/130 mm
material finish: polished inox

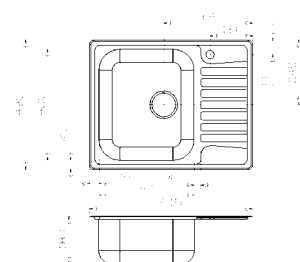


cut out size



ADMIRAL R 40

minimum cabinet: 600 mm
depth: 180 mm
material finish: polished inox



cut out size



ELEGANCE
INSET SINKS

A high-quality stainless steel inset sink is shown, featuring a modern, curved faucet with a single-lever handle. The sink has a large main basin and a smaller side basin with a perforated drain. The entire unit is set against a dark, reflective background, emphasizing its sleek design and polished finish.[illegible]

R1054

DIPLOMAT 10 LUX

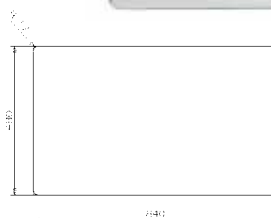
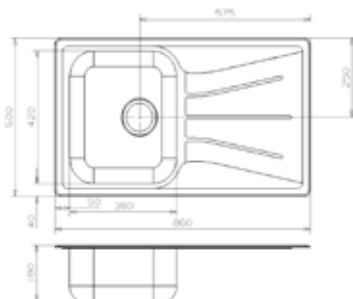
minimum cabinet: 400 mm

depth: 180 mm

reversible drainer

also available in linen pattern, depth 180 mm

material finish: polished inox



cut out size



S1145/
R1035



R1190

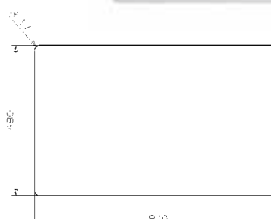
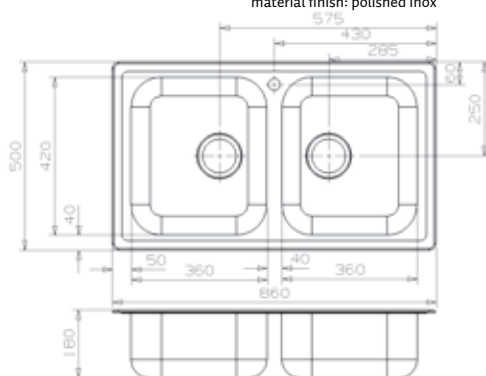
DIPLOMAT 20 LUX

cabinet: 800 mm

depth: 180/180 mm

also available in linen pattern, depth 160 mm

material finish: polished inox



cut out size



S1145/
R1035



R1190



R1054


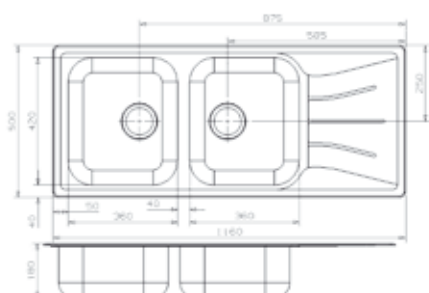
DIPLOMAT 30 LUX

cabinet: 800 mm

depth: 180/180 mm

also available in linen pattern, depth 160 mm

material finish: polished inox



cut out size



S1145/
R1035



R1190


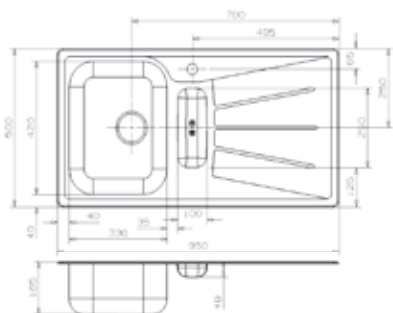
DIPLOMAT 10 PLUS LUX

cabinet: 500 mm

depth: 165/48 mm

including stainless steel colander B08YO

material finish: polished inox



cut out size



B08YO



S1120



R1190

DIPLOMAT 1.5 LUX


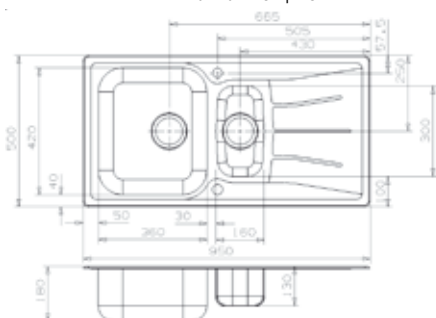
cabinet: 600 mm

depth: 180/130 mm

also available in linen pattern, depth 180 mm

including stainless steel colander B0899

material finish: polished inox



cut out size



B0899

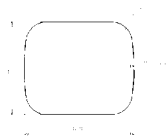
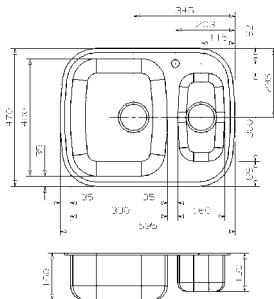
S1145/
R1035

R1190



QUEEN R 60

cabinet: 600 mm
depth: 160/130 mm
including stainless steel colander B0899
material finish: polished inox



cut out size



B0899



R1000



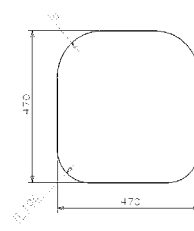
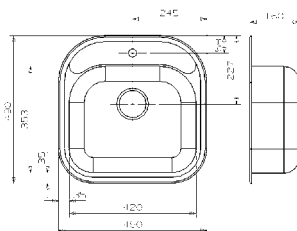
S1070



R1160

BOSTON

cabinet: 500 mm
depth: 165 mm
material finish: polished inox



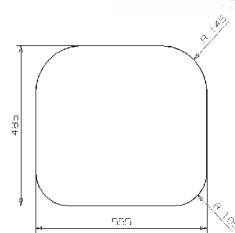
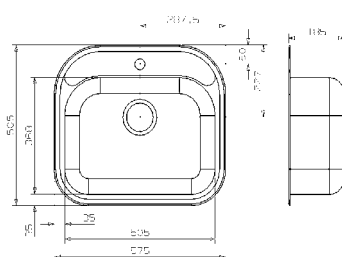
cut out size



R1185

ORLANDO R

cabinet: 600 mm
depth: 185 mm
material finish: polished inox



cut out size



S1190

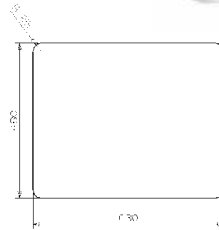
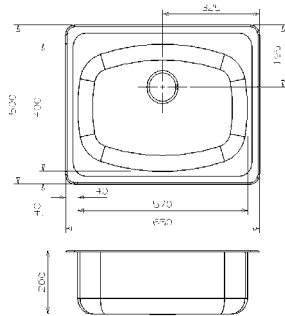
TORONTO

cabinet: 600 mm

depth: 200 mm

delivery time and based on minimum quantity

material finish: polished inox



cut out size

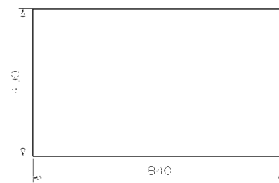
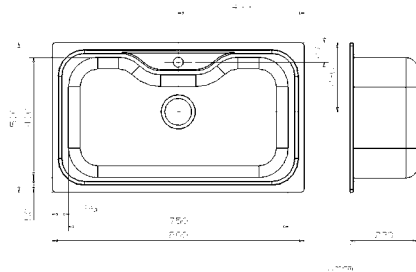


JUMBO

cabinet: 900 mm

depth: 230 mm

material finish: polished inox



cut out size

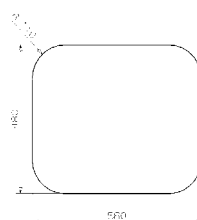
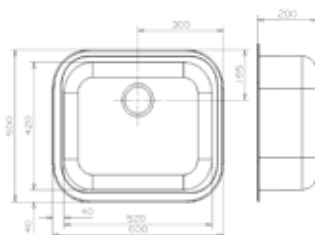


CHICAGO R

cabinet: 600 mm

depth: 200 mm

material finish: polished inox



cut out size



S1170

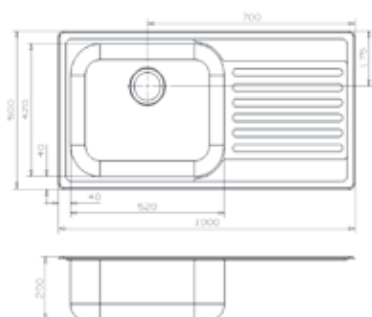
MINISTER 10

cabinet: 600 mm

depth: 200 mm

also available as left or right version

material finish: polished inox



cut out size



COMFORT INSET SINKS



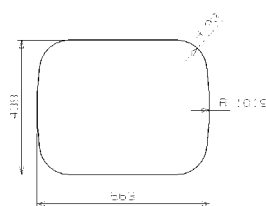
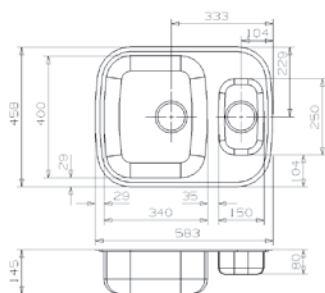
MORENA R

cabinet: 600 mm

depth: 145/80 mm

including stainless steel colander B0401

material finish: polished inox



cut out size



B0401



R1010



S1070



R1130



R1160

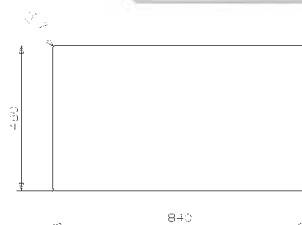
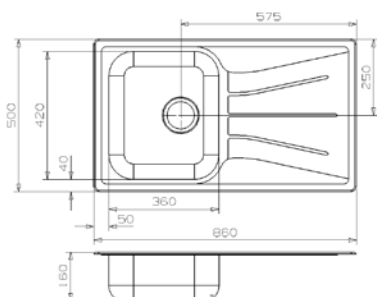
DIPLOMAT 10 ECO

minimum cabinet: 400 mm

depth: 160 mm

delivery time and based on minimum quantity

material finish: polished inox



cut out size



S1145/
R1035

R1190

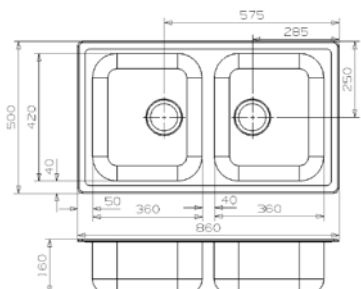
DIPLOMAT 20 ECO

minimum cabinet: 800 mm

depth: 160 mm

delivery time and based on minimum quantity

material finish: polished inox



cut out size



S1145/
R1035

R1190

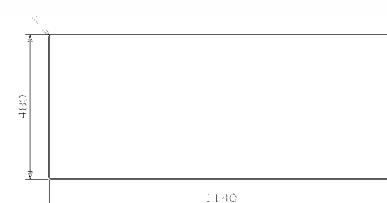
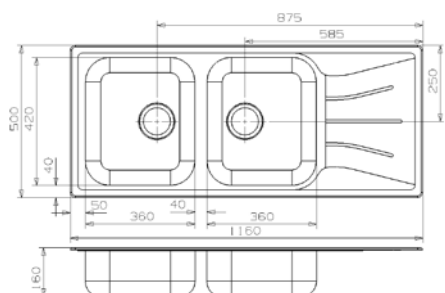
DIPLOMAT 30 ECO

cabinet: 800 mm

depth: 160 mm

delivery time and based on minimum quantity

material finish: polished inox



cut out size



S1145/
R1035

R1190

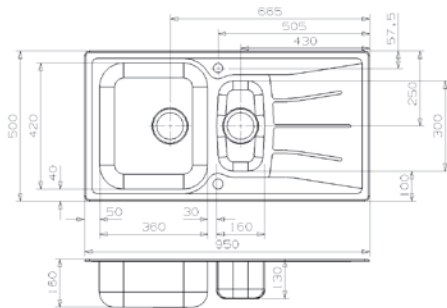
DIPLOMAT 1.5 ECO

cabinet: 600 mm

depth: 160/130 mm

delivery time and based on minimum quantity

material finish: polished inox



cut out size

S1145/
R1035

B0899



R1190


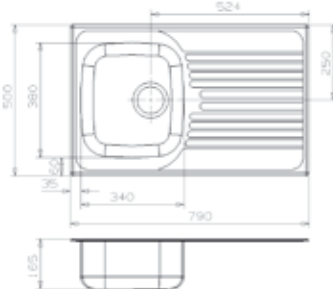
REX 10

minimum cabinet: 450 mm

depth: 165 mm

also available in linen pattern

material finish: polished inox



cut out size

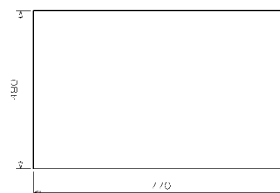
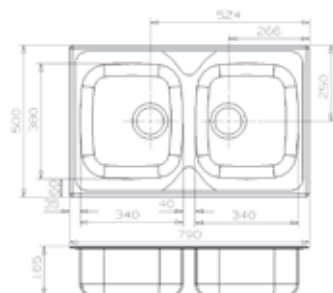
REX 20

cabinet: 800 mm

depth: 165 mm

also available in linen pattern

material finish: polished inox



cut out size

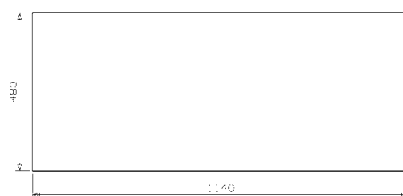
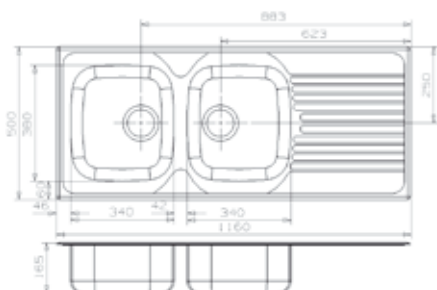
REX 30

cabinet: 800 mm


depth: 165 mm

also available in linen pattern

material finish: polished inox



cut out size




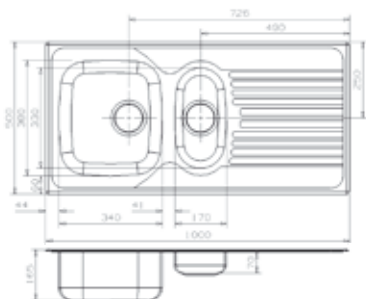
REX 1.5

cabinet: 600 mm

depth: 165/70 mm

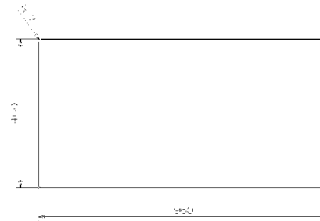
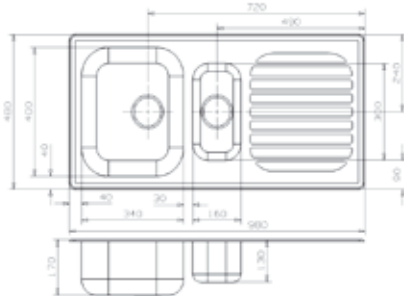
also available in linen pattern

material finish: polished inox



KING R1.5

cabinet: 600 mm
depth: 170/130 mm
including stainless steel colander B0899
material finish: polished inox



cut out size



B0899



R1000



S1070



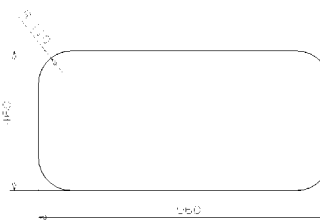
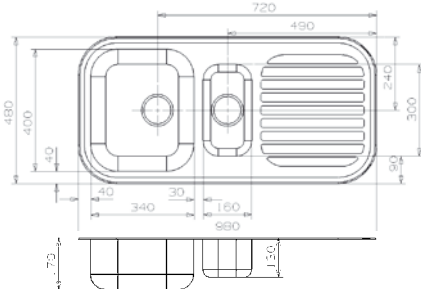
R1130



R1160

KING S1.5

cabinet: 600 mm
depth: 170/130 mm
including plastic colander R1000
material finish: polished inox



cut out size



B0899



R1000



S1070



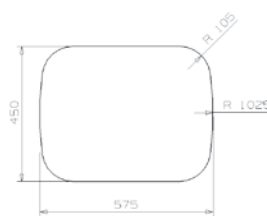
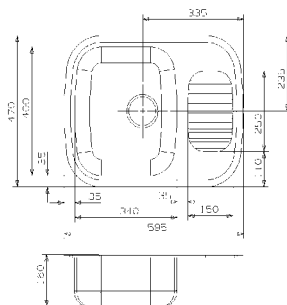
R1130



R1160

REGIDRAIN

minimum cabinet: 600 mm
depth: 160 mm
material finish: polished inox



cut out size



S1070



R1130



R1160



DUCHESS

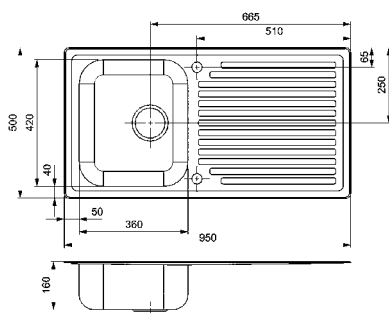
minimum cabinet: 400 mm

depth: 160 mm

a single bowl and large drainer design

delivery time and based on minimum quantity

material finish: matt inox



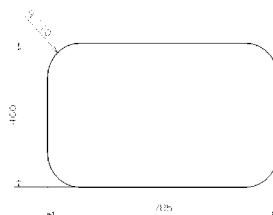
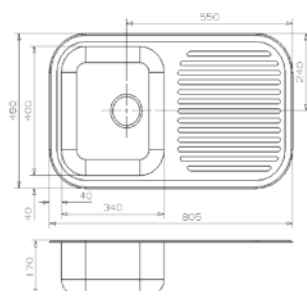
cut out size

REGENT 10 LUX

minimum cabinet: 450 mm

depth: 170 mm

material finish: polished inox



cut out size



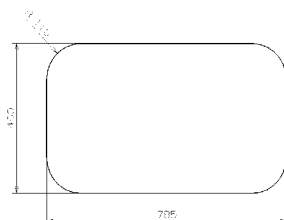
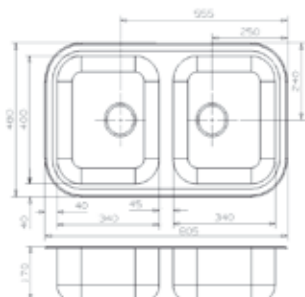
R1130



R1160

REGENT 20 LUX

cabinet: 800 mm
depth: 170/170 mm
material finish: polished inox



cut out size




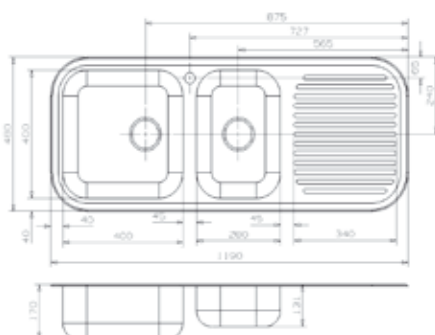
R1130



R1160

REGENT 25 LUX

cabinet: 800 mm
depth: 170/130 mm
material finish: polished inox



cut out size



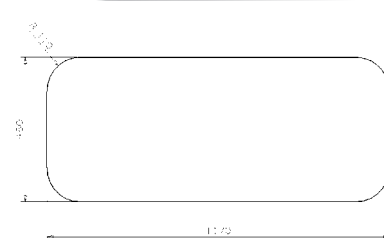
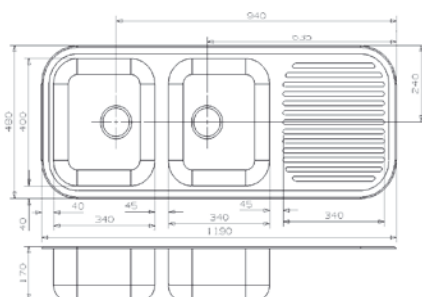
R1130



R1160

REGENT 30 LUX

cabinet: 800 mm
depth: 170/170 mm
material finish: polished inox



cut out size



R1130



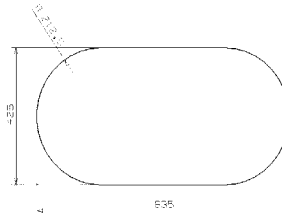
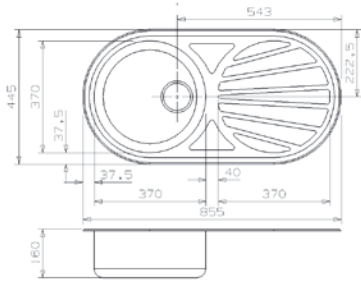
R1160

GALICIA OKG

cabinet: 450 mm

depth: 160 mm

material finish: polished inox



cut out size



S1090

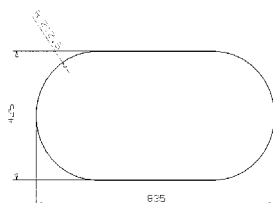
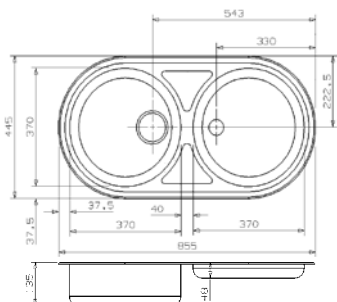


R1090



VALENCIA OKG VP

cabinet: 600 mm
depth: 135/48 mm
material finish: polished inox



cut out size



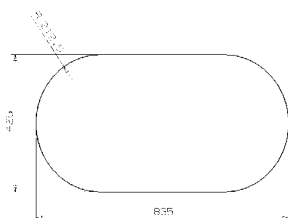
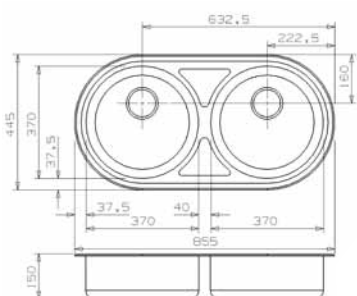
S1090



R1090

ANDALUCIA

minimum cabinet: 900 mm
depth: 150/150 mm
material finish: polished inox



cut out size



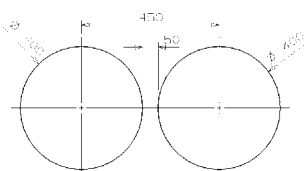
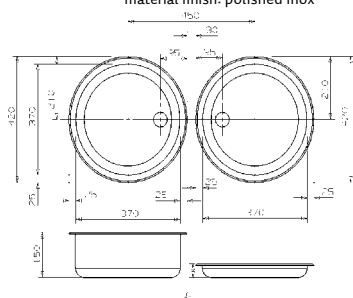
S1090



R1090

ROUNDBOWLSET

cabinet: 450 mm
depth: 150/45 mm
2 stainless steel basins (deep/shallow) \varnothing 42 cm
delivery time and based on minimum quantity
includes plastic basket and chopping board
material finish: polished inox



cut out size



S1090



R1090



R1054

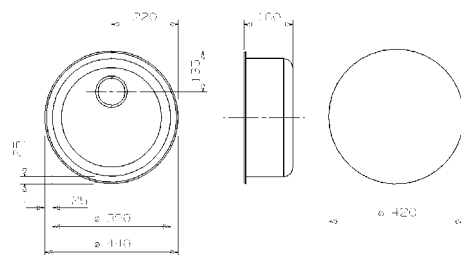
R18 390 OKG

cabinet: 450 mm

depth: 160 mm

also available with 1,5" waste

material finish: polished inox



cut out size



S1040



R1100



R1090

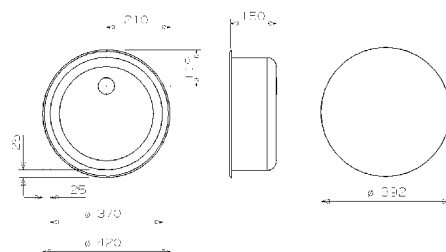
R18 370 OSP

cabinet: 450 mm

depth: 150 mm

also available with 3,5" waste

material finish: polished inox



cut out size



S1090



R1100



R1090

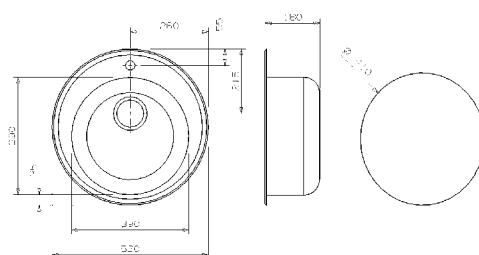
MOSCOW OKG

cabinet: 450 mm

depth: 180 mm

also available with 1,5" waste

material finish: polished inox



cut out size



R1054



S1040

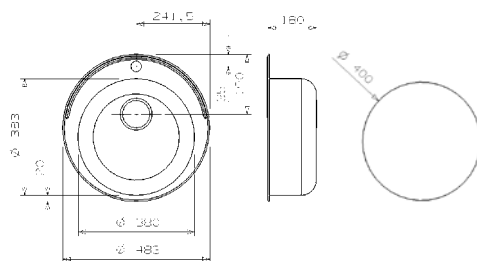
R18 380 OKG

cabinet: 450 mm

depth: 180 mm

also available with 1,5" waste

material finish: polished inox



cut out size



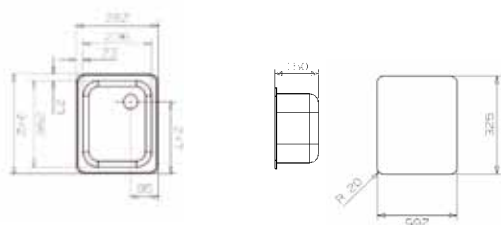
S1220

R18 2330 OSK

cabinet: 400 mm

depth: 150 mm

material finish: polished inox



cut out size



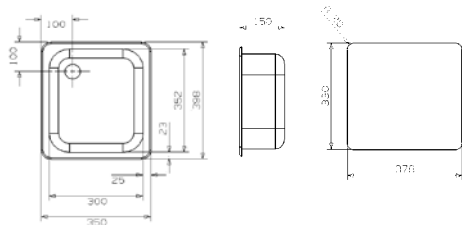
R1054

R18 3530 OSK

minimum cabinet: 400 mm

depth: 150 mm

material finish: polished inox



cut out size

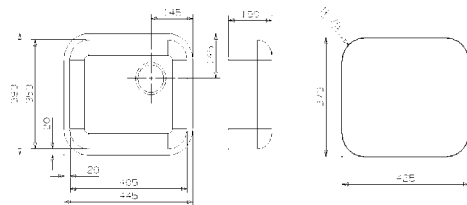
R18 4035 OKG

cabinet: 450 mm

depth: 150 mm

also available with 1,5" waste

material finish: polished inox



cut out size



R1054



R1130



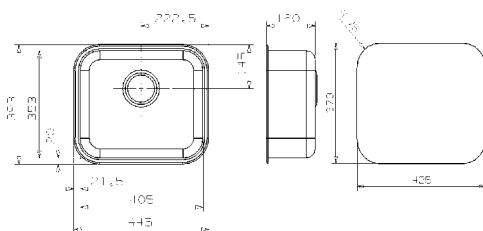
R1160

COLORADO R

cabinet: 450 mm

depth: 160 mm

material finish: polished inox



cut out size



R1054



R1130



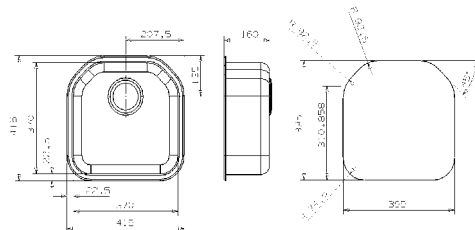
R1160

DENVER R

cabinet: 450 mm

depth: 160 mm

material finish: polished inox



cut out size



S1210

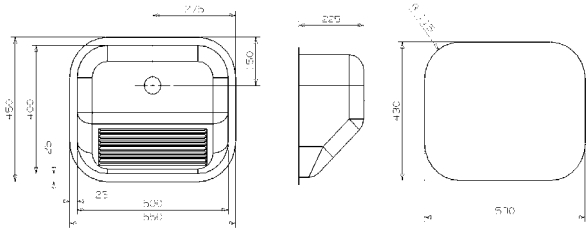
OTTAWA

cabinet: 600 mm

depth: 225 mm

wall mounted/inset

material finish: polished inox



cut out size




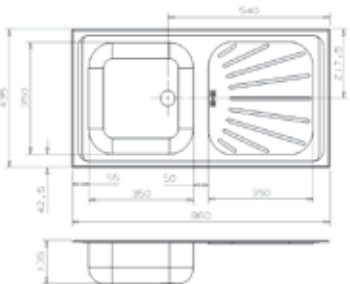
ALPHA 10

cabinet: 450 mm

depth: 135 mm

delivery time and based on minimum quantity

material finish: unpolished inox



cut out size

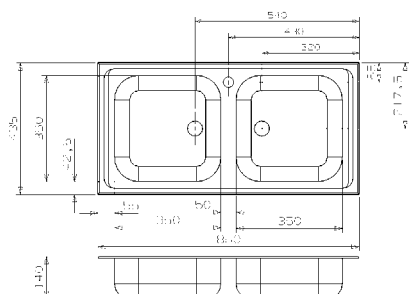
ALPHA 20

minimum cabinet: 800 mm

depth: 140/140 mm

delivery time and based on minimum quantity

material finish: unpolished inox



cut out size

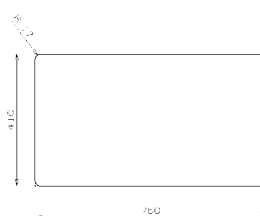
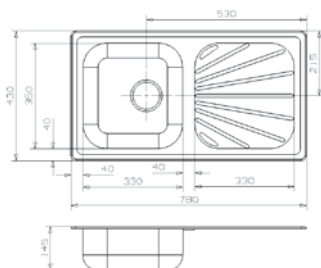
BÈTA 10 BAP OKG

cabinet: 400 mm

depth: 145 mm

also available in linen pattern

material finish: polished inox



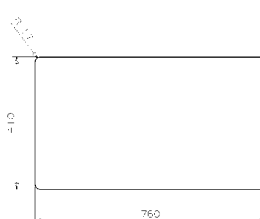
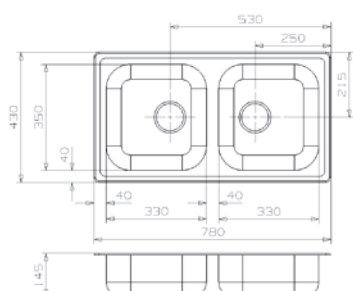
cut out size

BÈTA 20 BAP KGOKG

cabinet: 800 mm

depth: 145/145 mm

material finish: polished inox




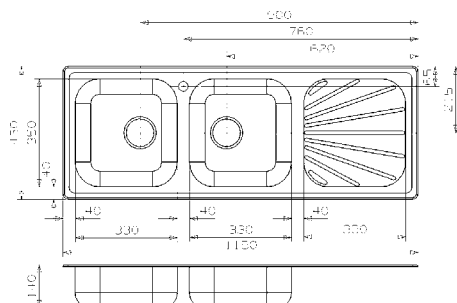
cut out size

BÈTA 30 BAP KCOKG

cabinet: 800 mm

depth: 140/140 mm

material finish: polished inox



cut out size



Manhattan

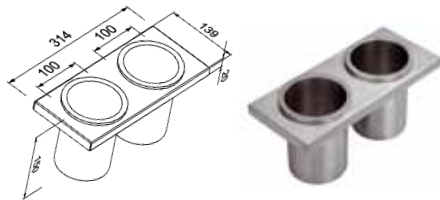
The Manhattan island is the pinnacle of modern kitchen design. It looks great and is supremely functional with several modules, including: wooden cutting board set, full stainless steel knife set, oil/wine bottle holders, food prep containers, dish drainer, glass drainer, colander and soap dispenser modules.

The Manhattan models are available in 3 lengths: 70cm (fitting 2 modules), 100cm (for 3 modules) and 130cm (for 4 modules) and are ideal for installation in combination with a Reginox sink.

OIL/WINE BOTTLE HOLDER

Productcode:

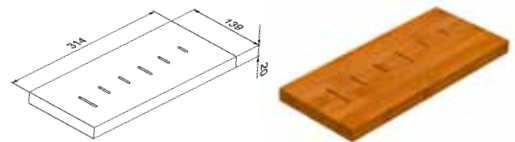
R1621



BAMBOO BLOCK

Productcode:

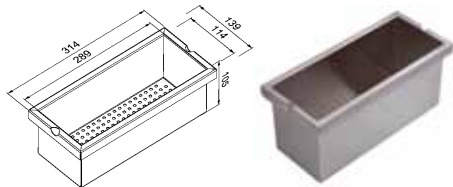
R1633



COLANDER

Productcode:

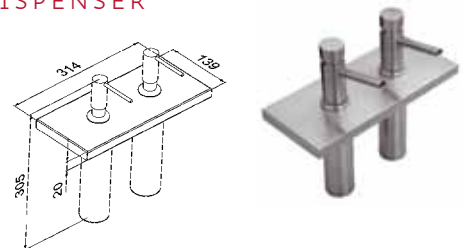
R1623



LIQUID DISPENSER MODULE

Productcode:

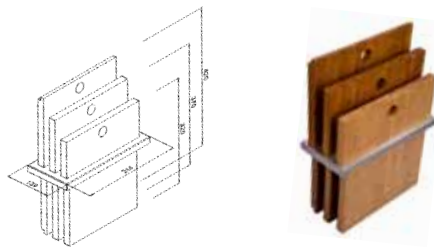
R1631



CUTTING BOARD SET

Productcode:

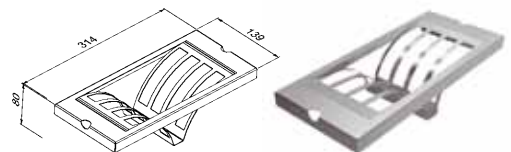
R1625



DISH DRAINER

Productcode:

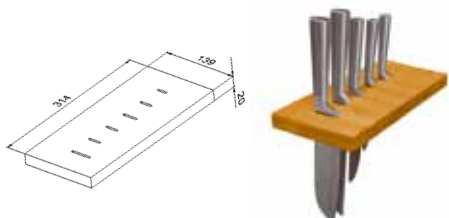
R1635



BLOCK INCLUDING 5 KNIFES + SCISSORS

Productcode:

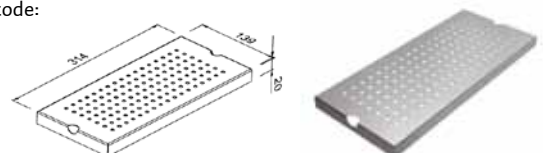
R1627



STAINLESS STEEL GLASS DRAINER

Productcode:

R1637

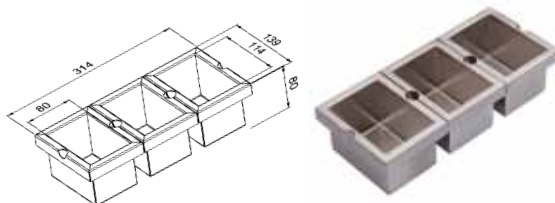




FOOD PREP CONTAINERS

Productcode:

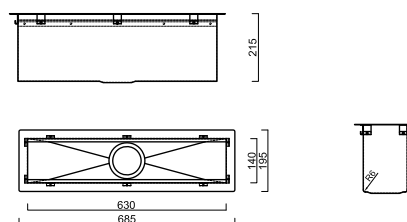
R1629



MANHATTAN 70 CM

Productcode:

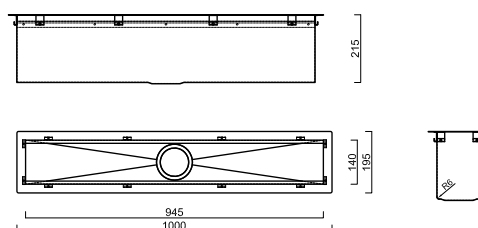
R1601



MANHATTAN 100 CM

Productcode:

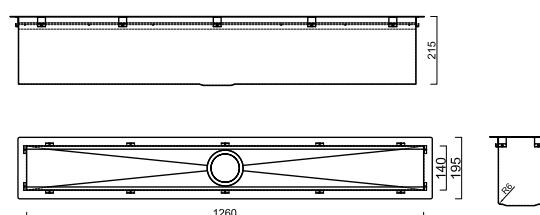
R1603



MANHATTAN 130 CM

Productcode:

R1605



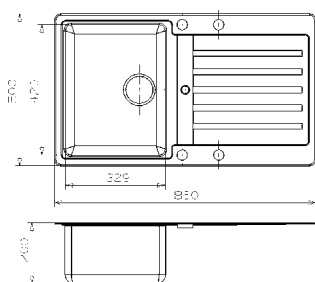
Regi-granite

Made from the superb and well recognised Cristilite, a mixture of granite synthetic resin material, Regi-Granite sinks provide a stunning alternative to stainless steel. Regi-Granite sinks have a surface which is virtually scratch resistant and is made of material which is incredibly durable and hard wearing. An additional feature is the anti-bacterial finish which provides a hygienic and easy to clean product.

The Regi-Granite range provides different appearances and colours to compliment any kitchen finish.


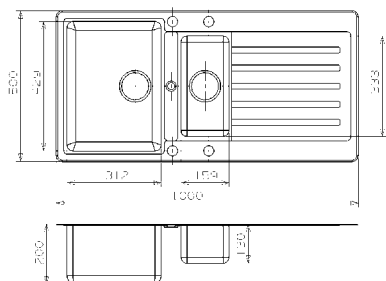
ADRIATICO 10

cabinet: 500 mm
depth: 200 mm




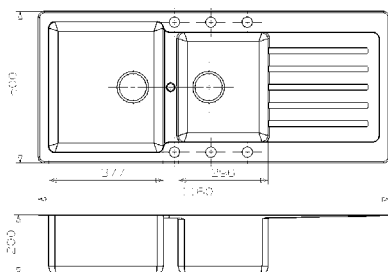
ADRIATICO 1.5

cabinet: 600 mm
depth: 130/200 mm



ADRIATICO 25

cabinet: 800 mm
depth: 200/200 mm


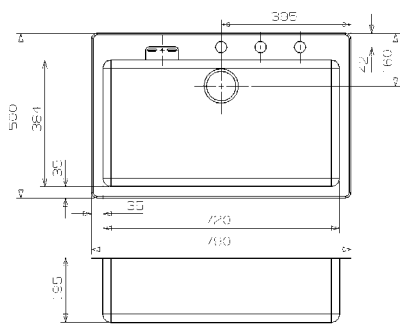




SAN MARINO

cabinet: 800 mm

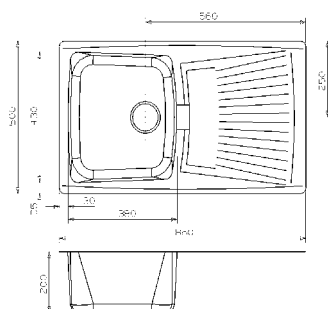
depth: 195 mm



VIENNA 10


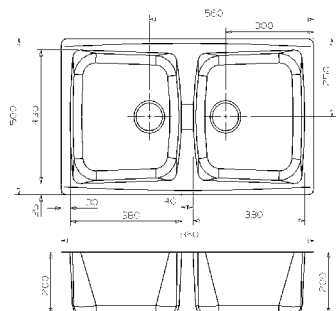
cabinet: 450 mm

depth: 200 mm



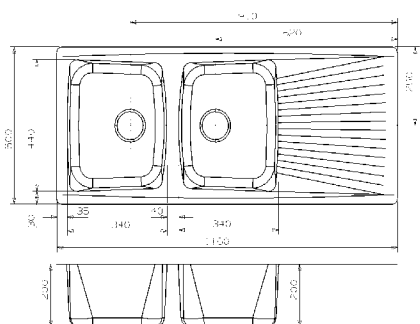
VIENNA 20

cabinet: 900 mm
depth: 200 mm



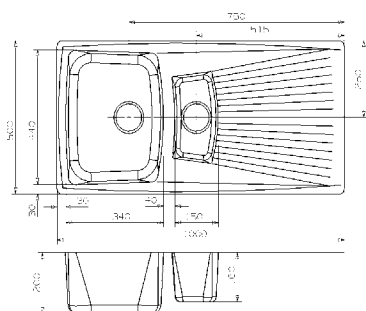
VIENNA 30

cabinet: 800 mm
depth: 200 mm



VIENNA 1.5

cabinet: 600 mm
depth: 200/160 mm



Regi-ceramic

Manufactured from fine fireclay, Reginox ceramics offer a stylish contemporary or traditional alternative to other materials. With many different styles available to choose from Reginox ceramics offer something to suit all kitchens.

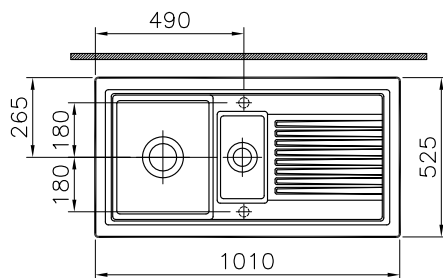


RL301CW

cabinet: 600 mm

depth: 180 mm

only available in the UK



RL302CW

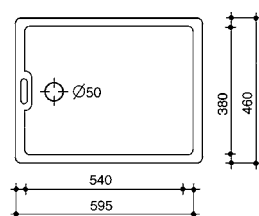
cabinet: 600 mm

depth: 220 mm

only available in the UK

internal bowl depth 220 mm

external bowl depth 260 mm

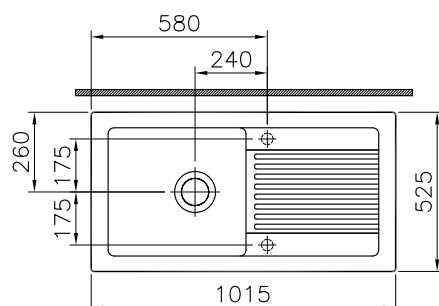


RL304CW

cabinet: 600 mm

depth: 200 mm

only available in the UK

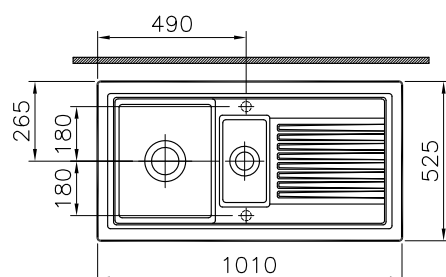


RL401CB

cabinet: 600 mm

d: 180 mm

only available in the UK

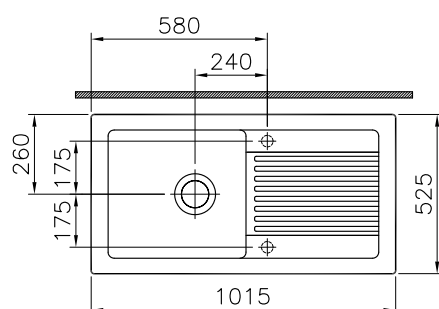


RL404CB

cabinet: 600 mm

d: 200 mm

only available in the UK



Aqua line

Reginox developed all washbasins in accordance with all requirements for durability and hygiene.

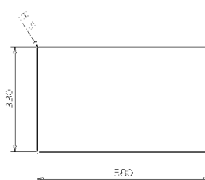
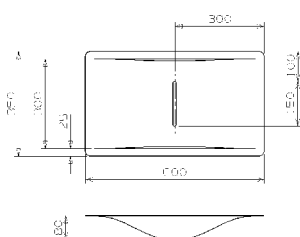


WAVE

cabinet: 600 mm

depth: 80 mm

integrated



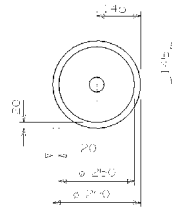
cut out size

RIO

cabinet: 300 mm

depth: 125 mm

integrated



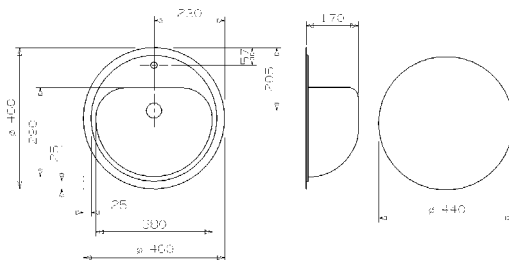
cut out size

ATLANTIS

cabinet: 450 mm

depth: 170 mm

integrated/inset



cut out size

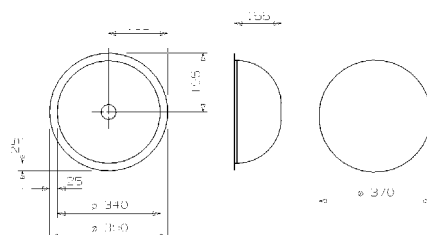
CARIBBEAN

cabinet: 400 mm

depth: 155 mm

integrated/inset

Special finishing of designer applications the washbasins Amazone and Caribbean are available as S-line models. The finishing of the edge of these washbasins allows partly mounting outside models are also available with a polished outside, allowing mounting 'in view'.



cut out size

S-line model



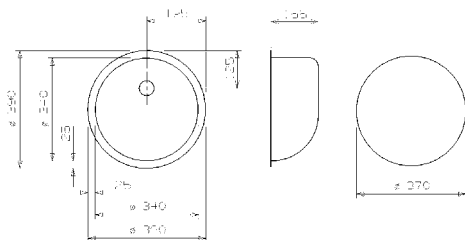
AMAZONE

cabinet: 400 mm

depth: 155 mm

integrated/inset

Special finishing of designer applications the washbasins Amazone and Caribbean are available as S-line models. The finishing of the edge of these washbasins allows partly mounting outside models are also available with a polished outside, allowing mounting 'in view'.



cut out size

S-line model

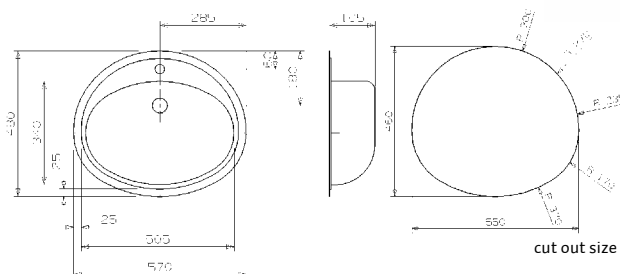


PACIFIC

cabinet: 600 mm

depth: 165 mm

integrated/inset



cut out size



SYPHONS

M2090

Chrome bottle syphon for washbasins

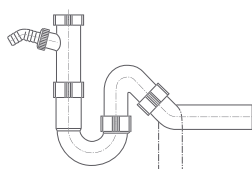
Suitable for Aqua-Line range



M2060

PVC syphon

Suitable for Aqua Line range (exclusive Wave)



M2520/M2530 DE LUXE

Suitable for double polished washbasins

Suitable for Aqua-Line range

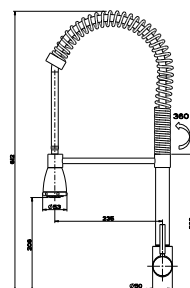


Kitchen taps



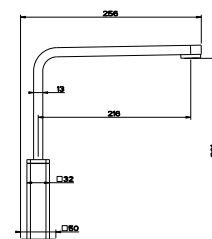
PARANA

filter included
K780K chrome



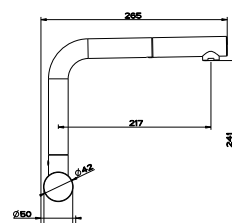
NOVA

filter included
K785K chrome
K787K brushed inox



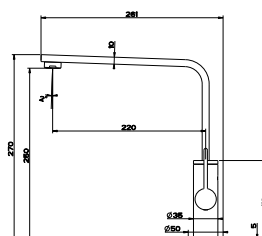
BELAYA

filter included
with pull out spray
K765K chrome
K767K brushed inox



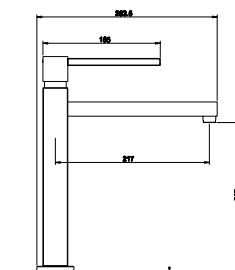
NARMADA

filter included
K775K chrome
K777K brushed inox



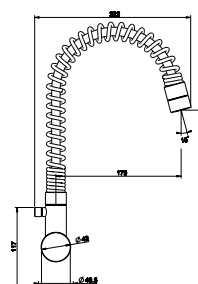
GILA

filter included
K760K chrome
K762K brushed inox



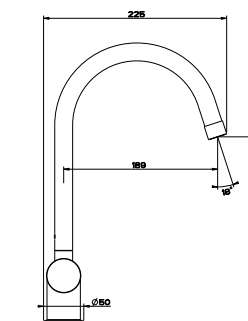
LENA

K750K chrome



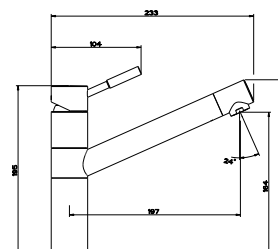
WOLGA

filter included
K755K chrome
K757K brushed inox



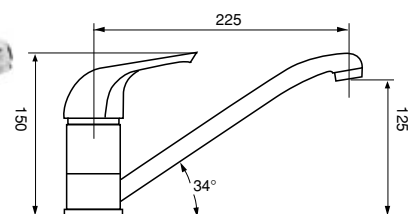
XINGA

filter included
K770K chrome
K772K brushed inox



ONEGA

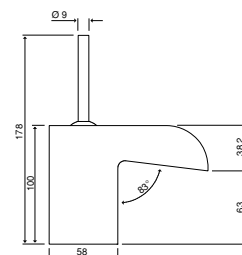
K335K chrome
K333K chrome pull out spray



Bathroom Tap



RODRIGO
K370B
Chrome







High-end stainless Steel worktops

Choosing a stainless steel worktop from Reginox provides you with endless opportunities in terms of finish, size and specification.

Chose from our varied surface finishes and then design your worktop to fit the kitchen application that you have. Add onto this the option to incorporate anti-drip edges, splashbacks, hob cut outs, tap cut outs and many more design features and you are well on the way to having a stunning and visually contemporary worktop.

The final addition is to choose one from our massive range of integrated sink tops and have the product seamlessly welded into your worktop.

Besides creating a cutting edge contemporary product for the kitchen you are also purchasing Reginox quality. Our worktops are easy to clean and able to withstand most household chemicals.

Reginox worktops are easy to install on most types of kitchen cabinet. They are constructed around a solid timber frame with spring and groove jointing and waterproof multiplex glue. This combination provides an incredibly strong and stable end result.

Stainless steel worktops

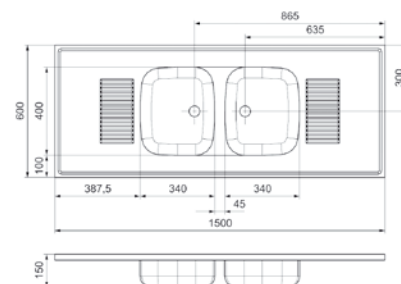
Besides the sinks Reginox produces complete worktops. Stainless steel worktops have several important advantages, particularly in terms of use and maintenance. They are easy to keep clean and able to withstand basically any household chemicals.

But it is not just the stainless steel that determines the worktop quality. Proper adhesive attachment at the bottom frame gives the worktop its strength and stability.



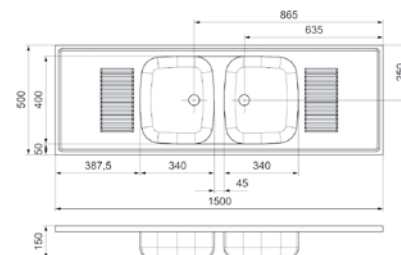
LAY ON 150 X 60 DB.DD

depth: 150/150 mm



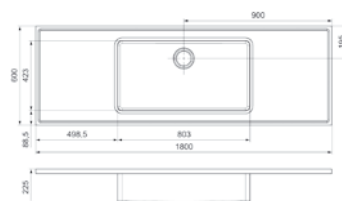
LAY ON 150 X 50 DB.DD

depth: 150/150 mm




SPECIAL LAY ON 180 X 60 WITH SINK OHIO 80 X 42

depth: 220 mm



BACKSIDE UP



DRAINER WITH STRIPES



BOTTOM SIDE



Backside

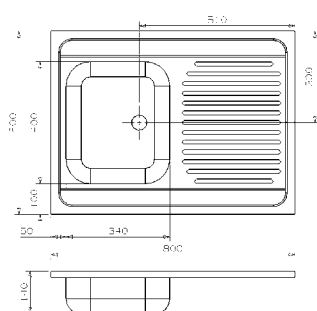
front side

Lay on

Reginox lay ons are very practical. The integrated combination of worktop and sink can fit straight onto a small kitchen block. So an adjoining worktop is not needed. All lay ons are reversible.

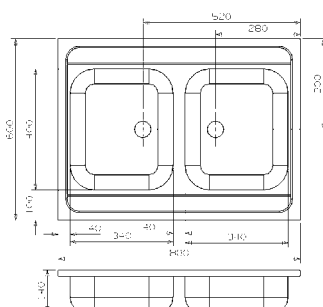
LAY ON 80 X 60 SB

depth: 140 mm
based on minimum quantity



LAY ON 80 X 60 DB

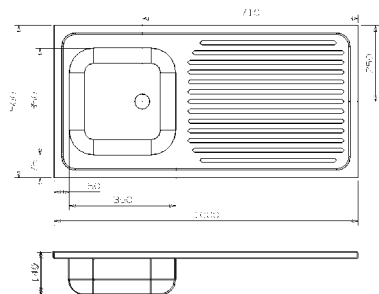
depth: 140/140 mm
based on minimum quantity





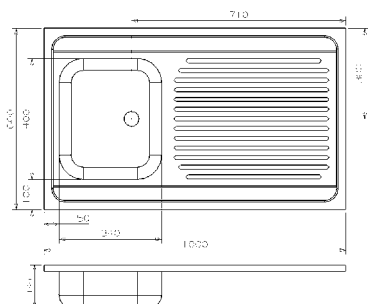
LAY ON 100 X 50 SB

depth: 140 mm
based on minimum quantity



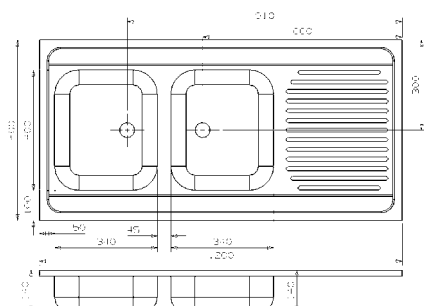
LAY ON 100 X 60 SB

depth: 140 mm
based on minimum quantity



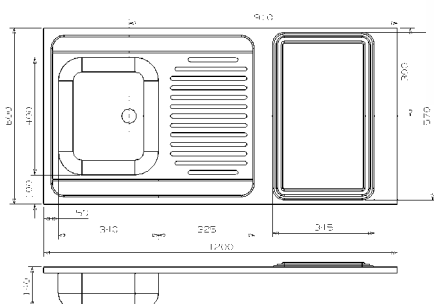
LAY ON 120 X 60

depth: 140/140 mm
based on minimum quantity



REGILEC

depth: 140 mm
based on minimum quantity



KP100



Accessories





STAINLESS STEEL COLANDER

King 1,5, Centurio 1.5 and 60, Diplomat 1.5, Queen 60
Centurio 10 plus, Diplomat 10 plus
President
Morena
Texas, Nevada, Ohio, Kansas, Ontario
Tray drainer

B0899RLU00GPZ
B08YORBA00GPZ
B0600RBP00GPZ
B0401RBA00GPZ
B49ROL6500GDS
R1054



PLASTIC COLANDER

King 1,5, Queen 60
Morena
Ambassador
Centurio 10, 20, 1,5. Admiral 40, 60.. Diplomat 10, 20, 1.5
Double XL
Double L

R1000
R1010
R1030
R1035
R1045
R1046



WOODEN CUTTINGBOARD *(not suitable for dishwasher)

Empire 15
Regent 25
Dallas
Rondo, Rondolux
L18 390, R18 390, Moscow
Queen 60, Morena, King R1,5, Regidrain
R18 370, L18 370, Galicia, Valencia, Andalucia
Ambassador
Diplomat 10 plus, Centurio 10 plus
President (left)
Centurio 10, 20, 1,5. Admiral 40, 60. Diplomat 10, 20, 30, 1,5
Double XL
Double L
Minister, Chicago
Orlando
Denver
R18 380
Jumbo
Texas, Ohio, Kansas, Ontario
Nevada
Jumbo including plate holder
Jumbo including wooden cuttingboard

S1000
S1010
S1020
S1030
S1040
S1070
S1090
S1100
S1120
S1130
S1145
S1150
S1160
S1170
S1190
S1210
S1220
S3100
S1230
S1240
S3105
S3110



CUTTINGBOARD GLASS (*WHILE STOCK LAST)

Diplomat 10, 20, 30, 1,5, 10 plus. Centurio 10, 20, 30, 1,5, 10 plus. Admiral 40, 60
President, Ambassador, Minister
Texas, Ohio, Kansas, Ontario
Texas, Nevada, Ohio, Kansas, Ontario

* R1215

* R1216
S1250



PLASTIC CUTTINGBOARD

L18 390, R18 390

S2030

Regent series

S2040



BOTTOMPLATE

Double XL

R1040

Double L

R1041



STAINLESS STEEL BOTTOMPLATE

Texas, Nevada 40x40

R1641

Texas, Nevada 50x40

R1643



STAINLESS STEEL WIRE BASKET

L18 390, R18 390, Rondo, Rondolux, L18 370, R18 370

R1100

With dishholder L18 4035, R18 4035, L18 3440, R18 3440, Princess 80, King 1,5, Regidrain, Regent series, Morena, Queen 60, Comtesse 1,5, L18 35D40, Colorado

R1160

Ambassador

R1140

President, Diplomat 10, 20, 30, 1,5. Centurio 10, 20, 30, 1,5, 10 plus. Admiral 40, 60

R1190

Boston

R1185



WIRE BASKET WHITE

R18 370, L18 370, L18 390, R18 390, Valencia, Andalucia, Rondo, Rondolux, Galicia

R1090

L18 4035, R18 4035, Regidrain, L18 3440, R18 3440, Comtesse 1,5, Morena, Queen 60,

R1130

King 1,5, Regent 10, 20, 25, 30, Colorado, L18 35D40



SOAP DISPENSER

Dispenser chrome

PS100

Dispenser brushed inox round

PS105

Dispenser brushed inox square

PS110



STRAINER ECLIPSE

Eclipse brushed inox

R1198

Eclipse chrome

R1199



Eclipse brushed inox with pop-up

R1193

Eclipse chrome with pop-up

R1194



SYPHONS

PVC syphon for washbasins (Aqua Line range (exclusive Wave))

M2060

Chrome bottle syphon for washbasins (Aqua-Line range)

M2090

Chrome design syphon for double polished washbasins (Aqua-Line range)

M2520/M2530



CLEANING AGENTS

Inox care

R1306

WASTE DISPOSALS



R1530

0.50 horse power
continuous feed,
2 year warranty
CE approved



R1535

0.55 horse power
continuous feed
3 year warranty
CE approved



R1540

0.65 horse power
continuous feed, 4 year warranty
built in air switch
auto reverse
quiet plus sound insulation
CE approved



SQUARE WASTE DISPOSAL ADAPTER (ESPECIALLY FOR TEXAS AND NEVADA SINKS AND INSINKERATOR WASTE DISPOSALS)

polished
brushed

M2751

M2756





EC DECLARATION OF CONFORMITY

The manufacturer

Reginox bv
Noordermorssingel 2
NL-7461 JN Rijssen

declares in accordance with paragraph 1.4 of the Buildings Decree
(translation of the Building Products Directive 89/106/EEC) that

Reginox stainless steel sinks
manufactured at its plant in Rijssen

comply with the stipulations as specified in NEN-EN 13310
Kitchen sinks – functional requirements and test methods

The stainless steel sinks in question are intended for household use.

Rijssen: 27-05-2009

Technical Director
W. ter Steege



CERTIFICATE OF APPROVAL

This is to certify that the Quality Management System of:

**Reginox B.V.
Rijssen, The Netherlands**

has been approved by Lloyd's Register Quality Assurance
to the following Quality Management System Standards:

ISO 9001 : 2008

The Quality Management System is applicable to:

**The production and the designs of stainless steel
sinks and stainless steel worktops. The production
of synthetic worktops and synthetic desks. The supply
of synthetic worktops, granite sinks and accessories.**



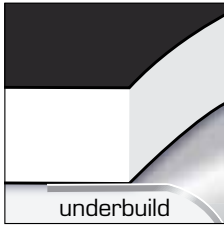



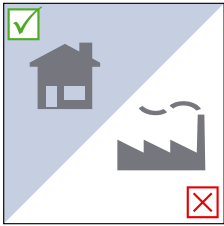
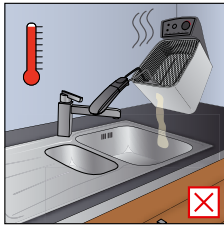
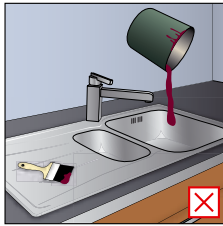



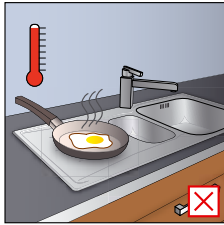









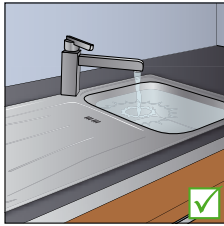



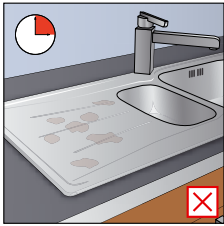
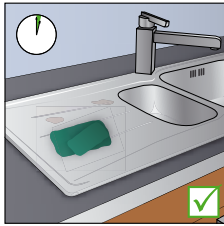
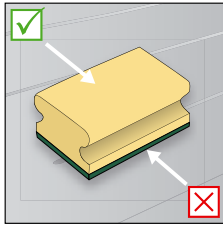



Approval Certificate No: RQA650960	Original Approval	:	1 July 1996
	Current Certificate	:	1 July 2011
	Certificate Expiry	:	30 June 2014

Issued by: Lloyd's Register Nederland B.V.



This document is subject to the provision on the reverse
Weena-Zuid 170, 3012 NC Rotterdam, The Netherlands - KvK nr. 24247948
This approval is carried out in accordance with the LRQA assessment and certification procedures and monitored by LRQA.

BUILT-IN OPTIONS, USE AND MAINTENANCE

	 integrated	 underbuild	 semi - integrated	 inset
				
				
				
				
				
				



DELIVERY AND WARRANTY PROVISIONS FOR REGINOX - STAINLESS STEEL - PRODUCTS:

All Reginox sinks are supplied with a lifetime warranty! Within the first 6 months of the warranty period, travelling time and call-out charges for servicing, insofar as these relate to resolving complaints under these warranty provisions, and the costs of sending parts, will not be invoiced.

1. Demonstrable defects in material and workmanship are entirely covered by this warranty, provided that they are notified to us within the stated time limit. The solution is at our discretion: either by a repair or a replacement.
2. Damage caused by overheating of electrical or gas equipment, water leaks, fumes, scratches, etc. as well as normal wear and tear are not covered by this warranty.
3. Stains, deposits, etc. which are the consequence of using corrosive substances such as soldering fluid, paint/ stripper/brush cleaners, metal grindings, cement, sink unblockers, silver polish, developing and fixing substances, etc. are not covered by this warranty.
4. Sheeting subsequently modified by third parties, by creating cooking hob cut-outs, tap holes, etc., are not covered under warranty.
5. A claim under warranty does not extend claims for extension of the warranty period or for newly delivered parts or the repairs that are carried out.
6. All replaced parts or old steel sheeting which has been replaced are the property of Reginox and are therefore invoiced and only credited after return.
7. Claims under warranty and subsequent entitlement to repairs or replacement will only be dealt with if the complaint has first been personally investigated and reported by the buyer. No other claims or rights of any kind whatsoever shall ever be derived from this warranty.
8. All goods must be checked prior to assembly and/or installation to make sure that they have been manufactured correctly, e.g. dimensions and cut-outs, and to make sure that they are not damaged.
9. Only invoices from buyers deriving from complaints etc. will be honoured, provided that there has been express prior consultation on the matter and agreement has been reached.
(set down content of agreement in writing)
10. When Reginox products are delivered, the recipient must check that the packaging is not damaged immediately (within 48 hours) (dents, scratches, etc. and if necessary, this must be stated on the delivery note.
11. Our confirmations also serve as work orders for our production. It is therefore essential to check these because if there is no quick response, it will no longer be possible to accept any claim on the grounds of incorrect manufacture.
12. In addition to these provisions, the General Terms and Conditions of Delivery and Payment for the Metal Industry issued by the Koninklijke Metaalunie, filed with the Registry of Rotterdam District Court on 1 January 2008, shall apply.

REGINOX BV



Reginox bv

P.O. Box 82
7460 AB Rijssen Holland
T + 31 (0)548 53 56 35
F + 31 (0)548 53 56 00

info@reginox.com

www.reginox.nl

www.reginox.be



Reginox UK Ltd

Units 1-4 Radnor Park Trading Estate
Back Lane Congleton Cheshire
CW12 4XJ England

T +44 (0)1260 28 00 33

F +44 (0)1260 29 88 89

sales@reginox.co.uk

www.reginox.co.uk

Reginox Deutschland GmbH

Zollhausstrasse 5
58640 Iserlohn Deutschland

T + 49 (0)2371 788 60

F + 49 (0)2371 788 625

info@reginox.de

www.reginox.de

Reginox Far East Pte Ltd

2 Loyang Lane #03-03
Singapore 508913

T + (65)67 88 53 63

F + (65)67 88 38 35

info@reginox.com.sg

www.reginox.com.sg

